



FE**BA**

LAVORAZIONE FERRO BATTUTO
WROUGHT IRON WORKING





PANNELLI FOGLIATI



Art. 01-0-03
 □ 12 x 12 mm
 □ 12 x 6 mm
 H 900 mm
 L 155 mm
 Kg 1,635



Art. 02-0-01
 □ 12 x 12 mm
 □ 12 x 6 mm
 H 900 mm
 L 240 mm
 Kg 2,810



Art. 02-0-02
 □ 12 x 6 mm
 H 870 mm
 L 340 mm
 Kg 2,350



Art. 02-0-03
 □ 12 x 12 mm
 □ 12 x 6 mm
 H 900 mm
 L 240 mm
 Kg 2,452



Art. 02-4-01
 □ 12 x 12 mm
 □ 12 x 6 mm
 H 900 mm
 L 220 mm
 Kg 1,850



Art. 02-5-02
 □ 12 x 12 mm
 □ 12 x 6 mm
 H 1000 mm
 L 215 mm
 Kg 2,340



Art. 02-6-02
 □ 12 x 12 mm
 □ 12 x 6 mm
 H 900 mm
 L 175 mm
 Kg 1,750




Art. 02-10-02
 Ø 12 mm
 H 870 mm
 L 340 mm
 Kg 3,550



Art. 02-13-03
 □ 12 x 6 mm
 H 900 mm
 L 240 mm
 Kg 2,320



Art. 02-14-02
 Ø 12 mm
 H 900 mm
 L 240 mm
 Kg 3,385





PANNELLI VERTICALI



Art. 03-0-01
 □ 12 x 12 mm
 □ 12 x 6 mm
 H 900 mm
 L 165 mm
 Kg 1,990



Art. 03-0-02
 □ 12 x 12 mm
 □ 12 x 6 mm
 H 900 mm
 L 170 mm
 Kg 2,140



Art. 04-0-01
 □ 12 x 12 mm
 □ 12 x 6 mm
 H 900 mm
 L 180 mm
 Kg 1,950



Art. 04-0-02
 □ 12 x 12 mm
 □ 12 x 6 mm
 H 900 mm
 L 180 mm
 Kg 1,480



Art. 05-0-02
 □ 12 x 12 mm
 □ 12 x 6 mm
 H 900 mm
 L 180 mm
 Kg 2,415



Art. 05-1-03
 □ 12 x 12 mm
 □ 12 x 6 mm
 H 900 mm
 L 300 mm
 Kg 3,780



Art. 05-2-01
 □ 12 x 12 mm
 □ 12 x 6 mm
 H 900 mm
 L 150 mm
 Kg 1,620



Art. 05-2-02
 □ 12 x 12 mm
 □ 12 x 6 mm
 H 900 mm
 L 140 mm
 Kg 1,540



Art. 05-3-01
 □ 12 x 12 mm
 □ 12 x 6 mm
 H 900 mm
 L 140 mm
 Kg 1,490



Art. 05-13-02
 Ø 14 mm
 H 900 mm
 L 350 mm
 Kg 5,000



Art. 05-14-01
 □ 12 x 12 mm
 H 900 mm
 L 350 mm
 Kg 4,600



Art. 05-15-03
 □ 12 x 12 mm
 □ 12 x 6 mm
 H 900 mm
 L 260 mm
 Kg 2,310



Art. 05-15-05
 □ 12 x 12 mm
 □ 12 x 6 mm
 H 900 mm
 L 250 mm
 Kg 2,250



Art. 05-17-05
 □ 12 x 12 mm
 H 1000 mm
 L 30 mm
 Kg 1,150



Art. 05-18-01
 □ 14 x 14 mm
 H 1000 mm
 L 150 mm
 Kg 2,200



Art. 05-18-05
 □ 14 x 14 mm
 H 1000 mm
 L 130 mm
 Kg 1,870



Art. 05-18-06
 □ 14 x 14 mm
 H 1000 mm
 L 150 mm
 Kg 1,930



Art. 05-4-05
 □ 12 x 12 mm
 □ 12 x 6 mm
 H 900 mm
 L 220 mm
 Kg 2,100



Art. 05-6-01
 □ 8 x 8 mm
 H 900 mm
 L 200 mm
 Kg 1,400



Art. 05-7-01
 □ 12 x 12 mm
 H 900 mm
 L 140 mm
 Kg 1,650



Art. 05-7-03
 □ 12 x 12 mm
 H 900 mm
 L 120 mm
 Kg 1,500



Art. 05-8-02
 □ 20 x 6 mm
 H 720 mm
 L 240 mm
 Kg 2,100



Art. 05-10-02
 □ 12 x 12 mm
 □ 12 x 6 mm
 H 900 mm
 L 240 mm
 Kg 3,500



Art. 05-11-02
 □ 12 x 6 mm
 H 800 mm
 L 300 mm
 Kg 2,750



Art. 05-11-03
 Ø 14 mm
 H 1000 mm
 L 260 mm
 Kg 3,600



Art. 06-1-02
 Ø 14 mm
 Ø 12 mm
 H 1000 mm
 L 200 mm
 Kg 2,100



Art. 06-1-03
 □ 12 x 12 mm
 □ 12 x 6 mm
 H 900 mm
 L 215 mm
 Kg 2,100



Art. 06-2-04
 □ 12 x 12 mm
 □ 12 x 6 mm
 H 900 mm
 L 240 mm
 Kg 3,510



Art. 06-3-02
 □ 16 x 8 mm
 H 900 mm
 L 116 mm
 Kg 2,150



Art. 06-4-01
 Ø 10 mm
 H 1000 mm
 Kg 1,300

Art. 06-4-07
 Ø 8 mm
 H 1000 mm
 Kg 0,860



Art. 06-4-03
 Ø 8 mm
 H 1000 mm
 L 60 mm
 Kg 1,025




Art. 06-8-03
 □ 14 x 14 mm
 □ 14 x 8 mm
 H 1000 mm
 L 140 mm
 Kg 2,180





PANNELLI VERTICALI



Art. 06-9-01
 Ø 12 mm
 Ø 10 mm
 H 980 mm
 L 340 mm
 Kg 4,300

Art. 06-13-01
 Ø 12 mm
 Ø 8 mm
 H 1000 mm
 L 170 mm
 Kg 1,345

Art. 06-13-02
 Ø 12 mm
 Ø 8 mm
 H 1000 mm
 L 170 mm
 Kg 1,330

Art. 06-14-03
 □ 12 x 12 mm
 H 900 mm
 L 220 mm
 Kg 3,260

Art. 06-15-01
 Ø 12 mm
 H 1000 mm
 L 210 mm
 Kg 2,830


Art. 06-16-02
 Ø 14 mm
 H 1000 mm
 L 150 mm
 Kg 1,460

Art. 06-16-05
 Ø 12 mm
 H 1000 mm
 L 180 mm
 Kg 1,365

Art. 06-17-01
 □ 16 x 16 mm
 □ 16 x 6 mm
 H 740 mm
 L 350 mm
 Kg 4,800

Art. 06-17-03
 □ 12 x 12 mm
 H 840 mm
 L 270 mm
 Kg 2,400

Foro Ø 15 mm



Art. 07-6-01
 Ø 12 mm
 H 1000 mm
 L 250 mm
 Kg 1,540

Art. 07-7-04
 Ø 14 mm
 □ 14 x 6 mm
 H 1000 mm
 L 125 mm
 Kg 1,327

Art. 07-8-07
 □ 12 x 12 mm
 □ 12 x 6 mm
 H 1000 mm
 L 125 mm
 Kg 1,314


Art. 08-1-05
 □ 12 x 12 mm
 H 900 mm
 L 64 mm
 Kg 1,050

Art. 08-1-06
 □ 12 x 12 mm
 H 900 mm
 L 64 mm
 Kg 1,100

Art. 09-0-02
 □ 12 x 12 mm
 H 900 mm
 L 64 mm
 Kg 1,050

Art. 09-0-03
 □ 12 x 12 mm
 H 900 mm
 L 64 mm
 Kg 1,100





Art. 06-17-04
 Ø 16 mm
 H 840 mm
 L 270 mm
 Kg 3,300

Art. 06-21-01
 Ø 14 mm
 H 540 mm
 L 115 mm
 Kg 1,095

Art. 06-24-01
 □ 12 x 12 mm
 □ 12 x 6 mm
 H 1000 mm
 L 250 mm
 Kg 3,770

Art. 06-25-01
 Ø 10 mm
 H 900 mm
 L 270 mm
 Kg 2,050

Art. 06-26-01
 □ 12 x 12 mm
 H 900 mm
 L 250 mm
 Kg 4,200

Art. 06-27-01
 Ø 10 mm
 H 1000 mm
 L 100 mm
 Kg 1,355

Art. 07-0-01
 □ 8 x 8 mm
 H 800 mm
 L 270 mm
 Kg 2,325

Art. 07-1-01
 □ 12 x 6 mm
 H 1000 mm
 L 105 mm
 Kg 1,225

Art. 07-1-02
 □ 12 x 6 mm
 H 1000 mm
 L 105 mm
 Kg 1,255

H 450 mm



CHIUSURE LATERALI



Art. 09-8-07
 □ 14 x 14 mm
 H 380 mm
 L 170 mm
 Kg 1,800



Art. 09-8-08
 □ 16 x 16 mm
 H 380 mm
 L 170 mm
 Kg 1,900



Art. 09-8-13
 □ 14 x 14 mm
 H 380 mm
 L 170 mm
 Kg 1,050



Art. 09-8-14
 □ 16 x 16 mm
 H 380 mm
 L 170 mm
 Kg 1,400



Art. 09-8-11
 Ø 14 mm
 H 380 mm
 L 170 mm
 Kg 1,250

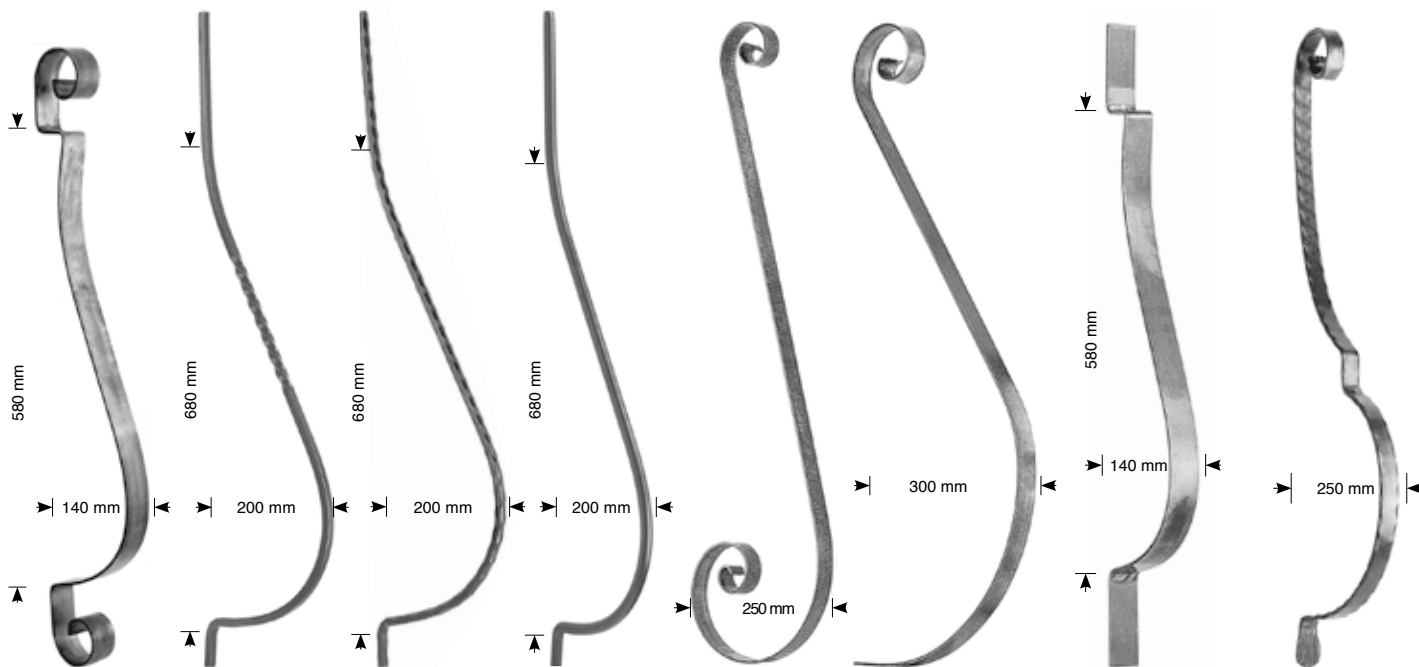
Art. 09-8-12
 Ø 16 mm
 H 380 mm
 L 170 mm
 Kg 1,730

Art. 09-8-15
 □ 14 x 14 mm
 H 380 mm
 L 170 mm
 Kg 1,750

Art. 09-8-16
 □ 16 x 16 mm
 H 380 mm
 L 170 mm
 Kg 1,900



ELEMENTI BOMBATI



Art. 09-0-04
□ 40 x 4 mm
H 800 mm
L 140 mm
Kg 1,500

Art. 09-1-01
□ 12 x 12 mm
H 900 mm
L 200 mm
Kg 1,160

Art. 09-1-02
□ 12 x 12 mm
H 900 mm
L 200 mm
Kg 1,160

Art. 09-2-11
Ø 14 mm
H 900 mm
L 200 mm
Kg 1,260

Art. 09-3-04
□ 40 x 4 mm
H 900 mm
L 250 mm
Kg 2,230
Martellato

Art. 09-4-01
□ 40 x 4 mm
H 900 mm
L 300 mm
Kg 1,660

Art. 09-4-03
□ 40 x 4 mm
H 800 mm
L 140 mm
Kg 1,120

Art. 09-5-02
□ 30 x 8 mm
H 1000 mm
L 250 mm
Kg 2,500



VOLUTE



Art. 10-0-01
□ 16 x 4 mm
H 360 mm
L 120 mm
Kg 0,530

Art. 10-0-07
□ 16 x 4 mm
H 360 mm
L 120 mm
Kg 0,435

Art. 10-0-13
□ 16 x 4 mm
H 290 mm
L 120 mm
Kg 0,395

Art. 10-0-19
□ 16 x 4 mm
H 230 mm
L 115 mm
Kg 0,335

Art. 11-0-01
□ 16 x 4 mm
H 180 mm
L 90 mm
Kg 0,300

Art. 11-0-07
□ 16 x 4 mm
H 140 mm
L 70 mm
Kg 0,195

Art. 11-0-12
□ 16 x 4 mm
H 115 mm
L 60 mm
Kg 0,170

Art. 11-0-17
□ 8 x 8 mm
H 120 mm
L 73 mm
Kg 0,140
Componente
Art. 44-0-03

Art. 11-0-19
□ 8 x 8 mm
H 230 mm
L 110 mm
Kg 0,240
Componente
Art. 05-5-01

Art. 10-0-03
□ 12 x 6 mm
H 360 mm
L 120 mm
Kg 0,600

Art. 10-0-09
□ 12 x 6 mm
H 360 mm
L 120 mm
Kg 0,490

Art. 10-0-15
□ 12 x 6 mm
H 290 mm
L 120 mm
Kg 0,445

Art. 10-0-21
□ 12 x 6 mm
H 230 mm
L 115 mm
Kg 0,375

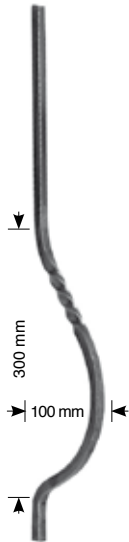
Art. 11-0-03
□ 12 x 6 mm
H 180 mm
L 90 mm
Kg 0,335

Art. 11-0-09
□ 12 x 6 mm
H 140 mm
L 70 mm
Kg 0,220

Art. 11-0-14
□ 12 x 6 mm
H 115 mm
L 60 mm
Kg 0,195



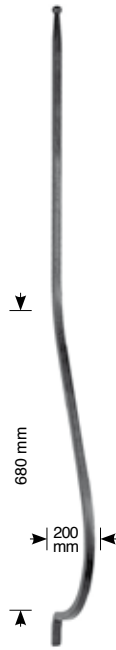
Art. 09-5-08
 □ 12 x 12 mm
 H 920 mm
 L 185 mm
 Kg 1,220



Art. 09-6-01
 □ 12 x 12 mm
 H 600 mm
 L 100 mm
 Kg 0,720



Art. 09-7-08
 Ø 14 mm
 H 150 mm
 Kg 0,130



Art. 09-8-01
 □ 16 x 16 mm liscio
 H 1600 mm
 L 200 mm
 Kg 3,500



Art. 09-8-03
 Ø 14 mm
 H 1600 mm
 L 200 mm
 Kg 2,100



Art. 11-0-20
 □ 8 x 8 mm
 H 300 mm
 L 110 mm
 Kg 0,295
 Componente
 Art. 05-5-03



Art. 11-1-02
 Ø 10 mm
 H 160 mm
 L 100 mm
 Kg 0,300



Art. 11-1-07
 □ 8 x 8 mm
 H 120 mm
 L 73 mm
 Kg 0,150
 Componente
 Art. 45-3-01/02/03



Art. 11-1-10
 □ 12 x 6 mm
 H 100 mm
 L 65 mm
 Kg 0,160



Art. 11-2-05
 □ 12 x 6 mm
 H 330 mm
 L 90 mm
 Kg 0,595



Art. 11-3-06
 □ 12 x 6 mm
 H 140 mm
 L 85 mm
 Kg 0,150



Art. 11-3-08
 □ 12 x 6 mm
 H 160 mm
 L 100 mm
 Kg 0,190



Art. 11-4-01
 □ 12 x 12 mm
 H 220 mm
 L 110 mm
 Kg 0,570



Art. 11-4-05
 □ 12 x 12 mm
 H 300 mm
 L 110 mm
 Kg 0,760



Art. 11-5-06
 □ 14 x 14 mm
 H 330 mm
 L 110 mm
 Kg 1,080

Art. 11-8-02
 Ø 14 mm
 H 500 mm
 L 120 mm
 Kg 1,200

Art. 11-13-04
 Ø 10 mm
 H 180 mm
 L 90 mm
 Kg 0,350

Art. 11-13-06
 Ø 10 mm
 H 300 mm
 L 115 mm
 Kg 0,700

Art. 11-14-07
 □ 12 x 6 mm
 H 270 mm
 L 110 mm
 Kg 0,315

Art. 11-16-05
 Ø 14 mm
 H 300 mm
 L 100 mm
 Kg 0,670

Art. 11-17-04
 Ø 14 mm
 H 160 mm
 L 100 mm
 Kg 0,580

Art. 11-17-07
 □ 12 x 12 mm
 H 160 mm
 L 100 mm
 Kg 0,565

Art. 11-18-01
 Ø 14 mm
 H 400 mm
 L 150 mm
 Kg 1,075



Art. 12-0-05
 □ 12 x 6 mm
 H 130 mm
 L 75 mm
 Kg 0,180

Art. 12-0-06
 □ 14 x 8 mm
 H 130 mm
 L 80 mm
 Kg 0,285

Art. 12-0-04
 □ 14 x 8 mm
 H 270 mm
 L 110 mm
 Kg 0,480

Art. 12-0-07
 □ 12 x 6 mm
 H 140 mm
 L 80 mm
 Kg 0,205

Art. 12-0-16
 □ 14 x 6 mm
 H 270 mm
 L 110 mm
 Kg 0,400

Art. 12-0-18
 □ 14 x 6 mm
 H 130 mm
 L 80 mm
 Kg 0,230

Art. 13-0-01
 □ 12 x 6 mm
 H 185 mm
 L 80 mm
 Kg 0,240

Art. 13-0-07
 □ 14 x 6 mm
 H 250 mm
 L 80 mm
 Kg 0,283

Art. 13-1-01
 □ 12 x 6 mm
 H 260 mm
 L 110 mm
 Kg 0,380

Art. 13-1-03
 □ 12 x 6 mm
 H 240 mm
 L 160 mm
 Kg 0,450

Art. 12-0-13
 □ 16 x 6 mm
 H 270 mm
 L 110 mm
 Kg 0,460

Componente
 Art. 05-0-02

Art. 12-0-17
 □ 16 x 6 mm
 H 270 mm
 L 110 mm
 Kg 0,460

Componente
 Art. 03-0-02

Componente
 Art. 01-0-01

Componente
 Art. 02-0-02



Art. 11-18-09
□ 12 x 12 mm
H 400 mm
L 150 mm
Kg 1,240



Art. 11-21-06
Ø 14 mm
H 240 mm
L 130 mm
Kg 0,680



Art. 11-22-03
Ø 14 mm
H 220 mm
L 120 mm
Kg 0,595



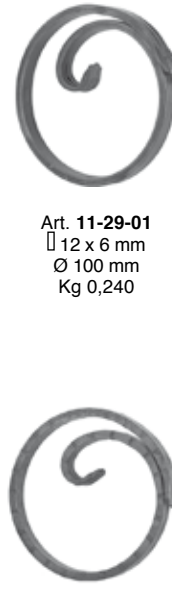
Art. 11-22-06
Ø 14 mm
H 330 mm
L 120 mm
Kg 0,820



Art. 11-25-04
□ 12 x 6 mm
H 100 mm
L 65 mm
Kg 0,160



Art. 11-25-16
□ 12 x 6 mm
H 120 mm
L 70 mm
Kg 0,175



Art. 11-29-01
□ 12 x 6 mm
Ø 100 mm
Kg 0,240



Art. 12-0-02
□ 14 x 8 mm
H 360 mm
L 130 mm
Kg 0,850

Art. 12-0-11
□ 16 x 6 mm
H 360 mm
L 130 mm
Kg 0,680



Art. 13-1-05
□ 12 x 6 mm
H 120 mm
L 780 mm
Kg 1,060



Art. 13-3-01
□ 12 x 6 mm
H 215 mm
L 110 mm
Kg 0,300



Art. 13-3-02
□ 12 x 6 mm
H 153 mm
L 80 mm
Kg 0,230
Componente
Art. 13-4-02



Art. 13-3-04
□ 12 x 6 mm
H 120 mm
L 75 mm
Kg 0,185
Componente
Art. 13-4-01



Art. 13-4-02
□ 12 x 6 mm
H 250 mm
L 250 mm
Kg 1,000



Art. 13-4-03
□ 12 x 6 mm
H 450 mm
L 200 mm
Kg 1,200





PARTENZE FORGIATE - TORCIGLIONI - FUNI ATTORCIGLIA



Art. 11-9-02
 Ø 25 mm
 H 780 mm
 L 280 mm
 Kg 9,600


Art. 11-9-03
 □ 20 x 20 mm
 H 820 mm
 L 270 mm
 Kg 7,100

Art. 11-9-04
 Ø 25 mm
 H 780 mm
 L 280 mm
 Kg 8,350

Art. 11-10-01
 □ 25 x 25 mm
 H 820 mm
 L 270 mm
 Kg 11,000



CAPOSALDI E PALETTI FORGIATI



Art. 16-0-02
 □ 30 x 30 mm
 H 1200 mm
 Kg 8,500

Art. 16-0-04
 □ 30 x 30 mm
 H 1200 mm
 Kg 8,500

Art. 16-0-06
 □ 30 x 30 mm
 H 1200 mm
 Kg 8,500

Art. 16-1-02
 Ø 30 mm
 H 1200 mm
 Kg 6,700

Art. 16-1-10
 □ 30 x 30 mm
 H 1200 mm
 Kg 8,500

Art. 16-4-01
 □ 14 x 14 mm
 H 1000 mm
 Kg 1,475

Art. 16-4-07
 □ 14 x 14 mm
 H 1000 mm
 Kg 1,460

Art. 16-4-13
 Ø 14 mm
 H 1000 mm
 Kg 1,170

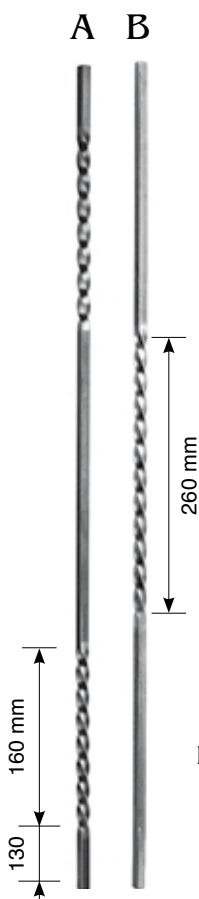
Art. 16-6-06
 □ 12 x 12 mm
 H 1000 mm
 Kg 1,135

Art. 16-6-14
 □ 12 x 12 mm
 H 1000 mm
 Kg 1,135

Art. 16-6-22
 Ø 14 mm
 H 1000 mm
 Kg 1,175

	Art. 14-0-21	□ 16 x 4 mm	H 900 mm	Kg 0,425
	Art. 14-0-22	□ 20 x 4 mm	H 900 mm	Kg 0,575
	Art. 14-0-23	□ 12 x 6 mm	H 900 mm	Kg 0,490
	Art. 14-0-24	□ 14 x 8 mm	H 900 mm	Kg 0,765
	Art. 14-0-25	□ 16 x 8 mm	H 900 mm	Kg 0,905
	Art. 14-0-26	□ 8 x 8 mm	H 900 mm	Kg 0,425
	Art. 14-0-27	□ 10 x 10 mm	H 900 mm	Kg 0,680
	Art. 14-0-28	□ 12 x 12 mm	H 900 mm	Kg 0,990
	Art. 14-0-29	□ 14 x 14 mm	H 900 mm	Kg 1,350
	Art. 14-0-30	□ 16 x 16 mm	H 900 mm	Kg 1,775
	Art. 14-0-31	□ 20 x 20 mm	H 1000 mm	Kg 3,150
	Art. 14-0-32	□ 25 x 25 mm	H 1000 mm	Kg 4,950
	Art. 14-0-33	□ 30 x 30 mm	H 1000 mm	Kg 7,080
	Art. 14-0-34	□ 40 x 40 mm	H 1000 mm	Kg 12,080
	Art. 14-0-49	□ 10 x 10 mm	H 1000 mm	Kg 0,800
	Art. 14-0-50	□ 12 x 12 mm	H 1000 mm	Kg 1,150
	Art. 14-0-51	□ 14 x 14 mm	H 1000 mm	Kg 1,570
	Art. 14-0-52	□ 16 x 16 mm	H 1000 mm	Kg 2,000

Art. 15-1-01	Art. 15-1-02	Art. 15-1-03
Ø 16 mm	Ø 20 mm	Ø 30 mm
H 2700 mm ca.	H 2700 mm ca.	H 2700 mm ca.
Tondo Ø 6 mm	Tondo Ø 8 mm	Tondo Ø 12 mm
Kg 2,500	Kg 5,000	Kg 11,000



Torcigliatura doppia tipo "A"

Art. 15-0-04	□ 12 x 12 mm	H 900 mm	Kg 0,990
Art. 15-0-05	□ 14 x 14 mm	H 900 mm	Kg 1,350
Art. 15-0-06	□ 16 x 16 mm	H 900 mm	Kg 1,775

Torcigliatura centrale tipo "B"

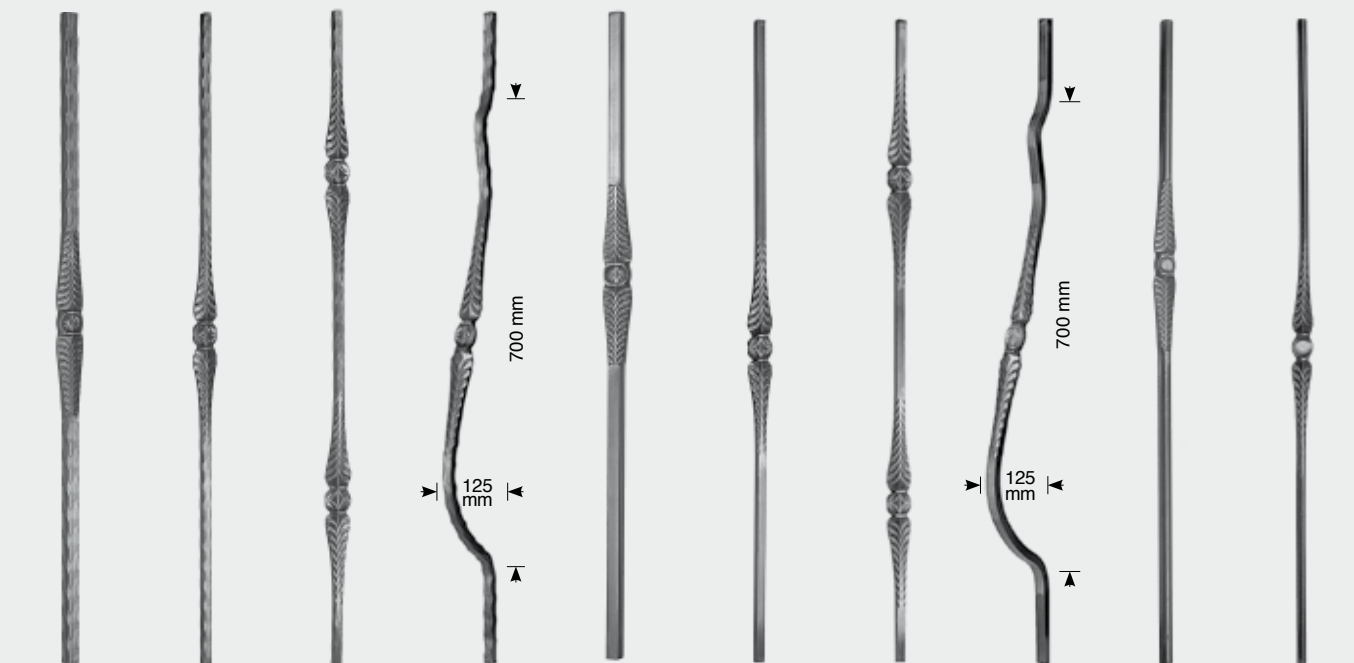
Art. 15-0-12	□ 12 x 12 mm	H 900 mm	Kg 0,990
Art. 15-0-13	□ 14 x 14 mm	H 900 mm	Kg 1,350
Art. 15-0-14	□ 16 x 16 mm	H 900 mm	Kg 1,775



Martellate su quattro lati Martellate su due lati

Art. 15-2-03	□ 12 x 12 mm	H 3000 mm	Kg 3,450
--------------	--------------	-----------	----------


Art. 15-2-15	□ 30 x 8 mm	H 3000 mm	Kg 5,750
--------------	-------------	-----------	----------



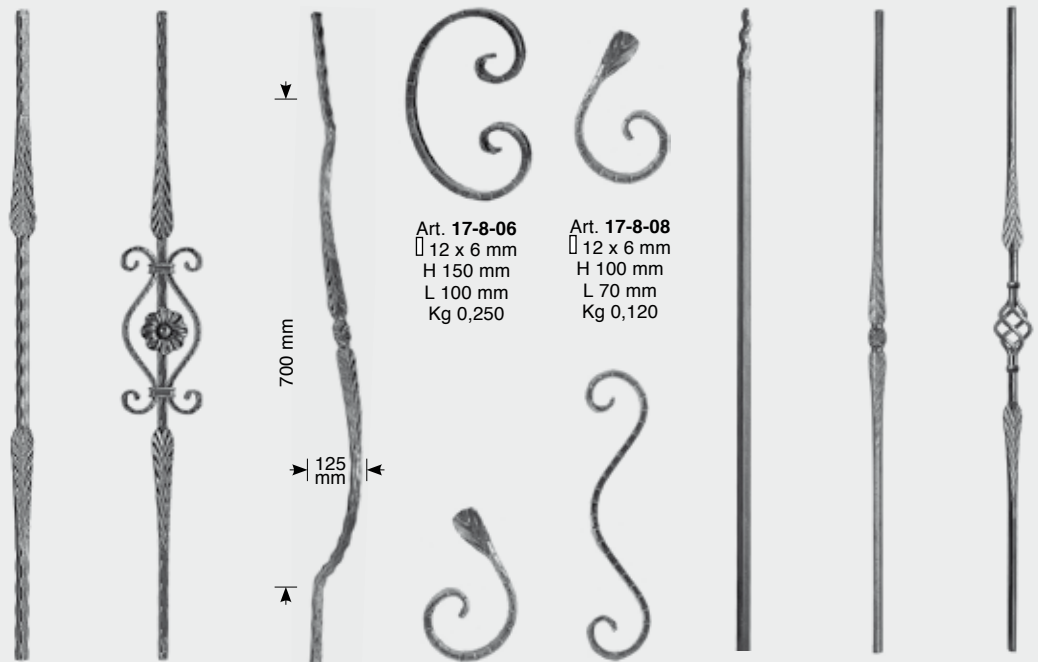
Art. 16-9-01	Art. 16-9-02	Art. 16-9-06	Art. 16-9-10	Art. 16-10-01	Art. 16-10-02	Art. 16-10-04	Art. 16-10-10	Art. 16-16-01	Art. 16-16-02
□ 25 x 25 mm	□ 12 x 12 mm	□ 12 x 12 mm	□ 12 x 12 mm	□ 25 x 25 mm	□ 12 x 12 mm	□ 12 x 12 mm	□ 12 x 12 mm	Ø 25 mm	Ø 14 mm
H 1200 mm	H 1000 mm	H 1000 mm	H 1000 mm	H 1200 mm	H 1000 mm	H 1000 mm	H 1000 mm	H 1200 mm	H 1000 mm
L 125 mm	L 125 mm	L 125 mm	L 125 mm	L 125 mm	L 125 mm	L 125 mm	L 125 mm	L 125 mm	L 125 mm
Kg 5,950	Kg 1,130	Kg 1,125	Kg 1,165	Kg 5,950	Kg 1,130	Kg 1,125	Kg 1,215	Kg 4,780	Kg 1,170



CAPOSALDI E PALETTI FORGIATI



- | | | | | | | | | | |
|---|--|--|--|--|--|--|--|--|--|
| Art. 16-16-04
Ø 14 mm
H 1000 mm
Kg 1,180 | Art. 16-19-06
□ 12 x 12 mm
H 1000 mm
L 100 mm
Kg 1,300 | Art. 16-21-01
□ 14 x 14 mm
H 1000 mm
Kg 1,475 | Art. 16-21-02
□ 14 x 14 mm
H 1000 mm
Kg 1,455 | Art. 16-24-02
□ 12 x 12 mm
H 1000 mm
Kg 1,155 | Art. 16-24-10
□ 12 x 12 mm
H 1000 mm
Kg 1,140 | Art. 17-0-07
□ 14 x 14 mm
H 900 mm
Kg 1,350 | Art. 17-0-08
□ 14 x 14 mm
H 900 mm
Kg 1,350 | Art. 17-5-03
□ 12 x 12 mm
H 900 mm
Kg 1,000 | Art. 17-5-04
□ 12 x 12 mm
H 900 mm
Kg 0,960 |
|---|--|--|--|--|--|--|--|--|--|



- | | | | | | | | |
|--|---|--|--|--|---|---|--|
| Art. 17-7-04
□ 12 x 12 mm
H 900 mm
Kg 0,930 | Art. 17-8-02
□ 12 x 12 mm
□ 12 x 6 mm
H 900 mm
L 110 mm
Kg 1,530 | Art. 17-8-03
□ 12 x 12 mm
H 900 mm
L 125 mm
Kg 1,050 | Art. 17-8-07
□ 12 x 6 mm
H 100 mm
L 70 mm
Kg 0,120 | Art. 17-8-09
□ 12 x 6 mm
H 230 mm
L 50 mm
Kg 0,215 | Art. 17-9-02
□ 14 x 14 mm
H 1000 mm
Kg 1,480 | Art. 17-11-02
Ø 12 mm
H 1000 mm
Kg 0,890 | Art. 17-11-06
Ø 14 mm
H 1000 mm
L 65 mm
Kg 1,300 |
|--|---|--|--|--|---|---|--|



Art. 17-5-11 □ 20 x 20 mm H 1200 mm Kg 3,550
 Art. 17-6-03 Ø 14 mm H 1000 mm Kg 1,260
 Art. 17-6-04 Ø 14 mm H 1000 mm Kg 1,330
 Art. 17-6-08 Ø 25 mm H 1200 mm L 50 mm Kg 4,800
 Art. 17-7-01 □ 25 x 25 mm H 1200 mm Kg 5,950
 Art. 17-7-02 □ 12 x 12 mm H 900 mm Kg 0,960



Art. 17-12-05 □ 12 x 12 mm H 1000 mm Kg 1,130
 Art. 17-13-05 □ 12 x 12 mm H 1000 mm Kg 1,250
 Art. 17-13-07 □ 12 x 12 mm H 1000 mm Kg 1,350
 Art. 17-13-11 □ 12 x 12 mm H 1000 mm L 70 mm Kg 1,400
 Art. 17-13-13 □ 25 x 25 mm H 1200 mm L 60 mm Kg 6,000
 Art. 17-16-02 □ 12 x 12 mm H 900 mm Kg 0,970
 Art. 17-16-06 □ 12 x 12 mm H 900 mm Kg 0,970
 Art. 17-16-14 □ 12 x 12 mm H 900 mm Kg 0,970
 Art. 17-16-18 □ 12 x 12 mm H 900 mm Kg 0,970
 Art. 17-16-22 □ 12 x 12 mm H 900 mm Kg 0,970




CAPOSALDI E PALETTI RICALCATI



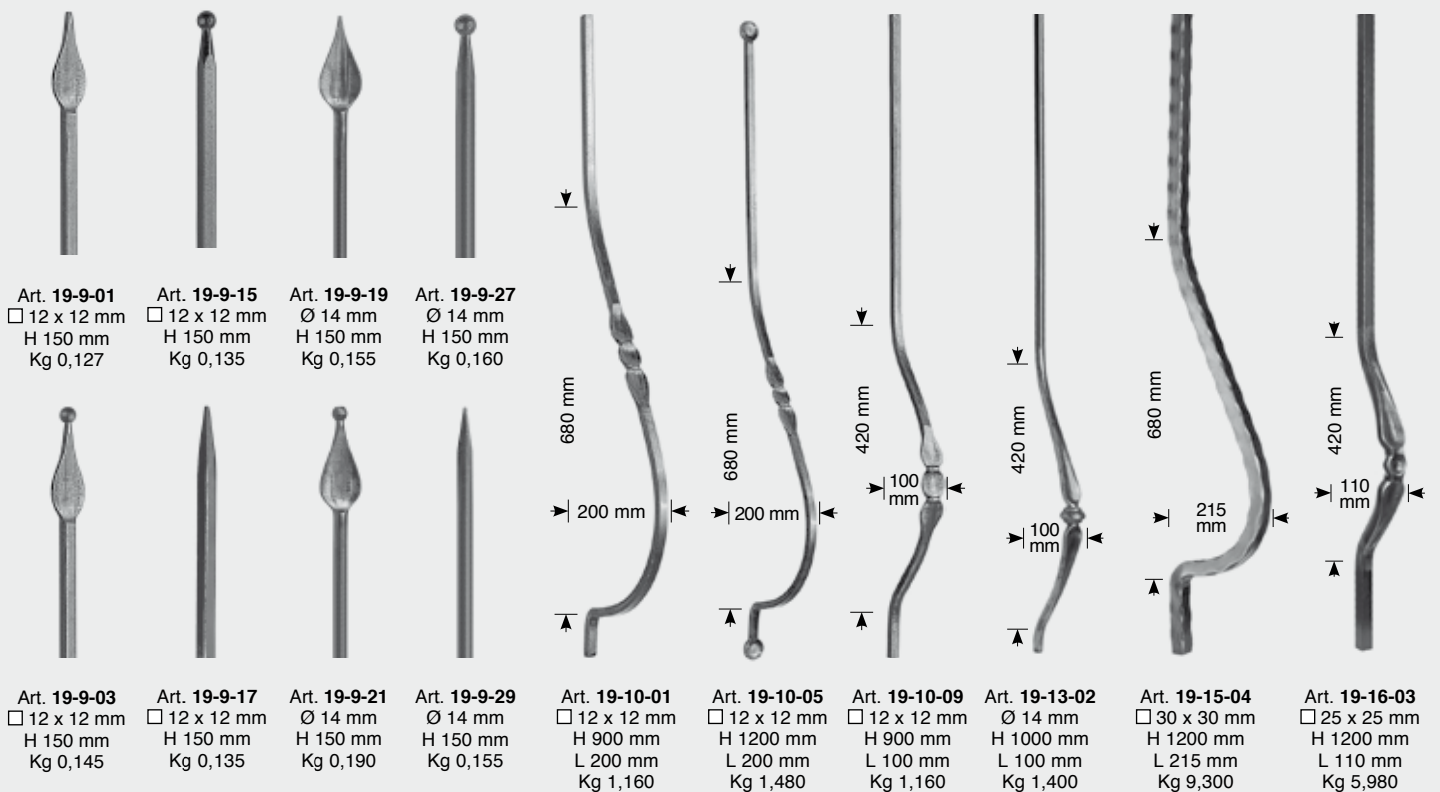
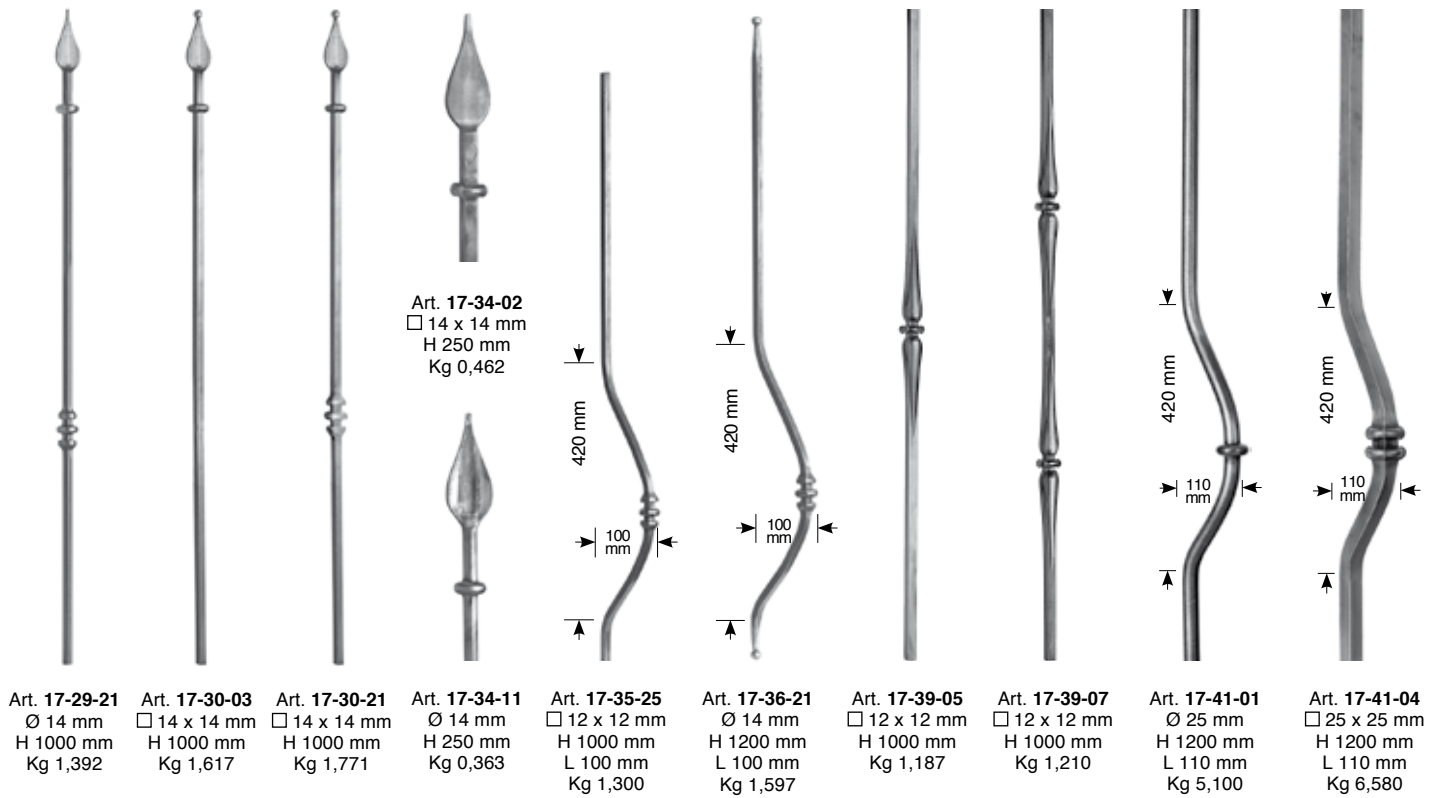
- | | | | | | | | | | | |
|--|---|--|--|--|--|---|---|---|--|---|
| Art. 17-21-03
□ 25 x 25 mm
H 1200 mm
Kg 6,874 | Art. 17-21-08
Ø 25 mm
H 1200 mm
Kg 5,390 | Art. 17-22-01
□ 12 x 12 mm
H 1000 mm
Kg 1,187 | Art. 17-22-07
□ 12 x 12 mm
H 1000 mm
Kg 1,209 | Art. 17-22-19
□ 12 x 12 mm
H 1000 mm
Kg 1,243 | Art. 17-22-25
□ 12 x 12 mm
H 1000 mm
Kg 1,356 | Art. 17-23-21
Ø 14 mm
H 1000 mm
Kg 1,391 | Art. 17-23-27
Ø 14 mm
H 1000 mm
Kg 1,452 | Art. 17-27-19
Ø 12 mm
H 1000 mm
Kg 1,021 | Art. 17-28-13
□ 12 x 12 mm
H 1000 mm
Kg 1,266 | Art. 17-29-03
Ø 14 mm
H 1000 mm
Kg 1,271 |
|--|---|--|--|--|--|---|---|---|--|---|



PALETTI, TERMINALI ED ELEMENTI BOMBATI FORGIATI



- | | | | | | | | | | | |
|--|--|---|--|--|--|--|--|--|--|--|
| Art. 18-2-01
Ø 14 mm
H 1000 mm
Kg 1,200 | Art. 18-2-08
Ø 14 mm
H 1200 mm
Kg 1,445 | Art. 19-0-02
Ø 16 mm
H 900 mm
Kg 1,400 | Art. 19-1-03
□ 14 x 14 mm
H 900 mm
L 130 mm
Kg 1,760 | Art. 19-2-02
□ 14 x 14 mm
H 900 mm
L 130 mm
Kg 1,700 | Art. 19-3-01
□ 12 x 12 mm
H 900 mm
Kg 0,970 | Art. 19-3-03
□ 12 x 12 mm
H 900 mm
Kg 0,965 | Art. 19-7-01
□ 12 x 12 mm
H 900 mm
Kg 0,970 | Art. 19-7-09
□ 12 x 12 mm
H 900 mm
Kg 0,970 | Art. 19-8-01
□ 12 x 12 mm
H 900 mm
Kg 0,970 | Art. 19-8-09
□ 12 x 12 mm
H 900 mm
Kg 0,970 |
|--|--|---|--|--|--|--|--|--|--|--|





BARRE BUCATE - PIANTONI ALLA MARINARA - BARRE SAG



Art. 20-0-01
Ø 14 mm
Interasse 140 mm
14 fori per barra
Kg 2,350

Art. 20-0-02
Ø 16 mm
Interasse 150 mm
13 fori per barra
Kg 3,100



Art. 20-0-07
□ 14 mm
Interasse 140 mm
14 fori per barra
Kg 3,000

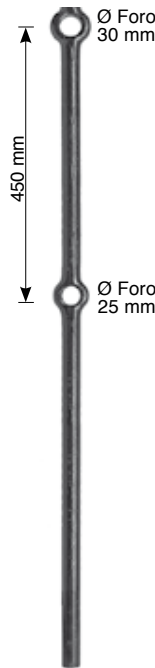
Art. 20-0-08
□ 16 mm
Interasse 150 mm
13 fori per barra
Kg 4,050




Art. 20-1-02
Ø 14 mm
Interasse 140 mm
14 fori per barra
Kg 2,350




Art. 20-2-02
□ 14 mm
Interasse 140 mm
14 fori per barra
Kg 3,000



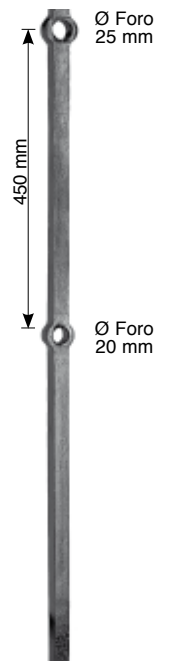
Art. 20-4-01
Ø 30 mm
H 1200 mm
Kg 6,650



Art. 20-4-04
□ 30 x 30 mm
H 1200 mm
Kg 8,700



Art. 20-5-02
Ø 25 mm
H 1200 mm
Kg 4,600



Art. 20-5-03
□ 25 x 25 mm
H 1200 mm
Kg 5,940



CORRIMANI E PARTENZE



Art. 23-0-01
□ 40 x 8 mm
H 3000 mm
Kg 7,500



Art. 23-0-02
□ 30 x 8 mm
H 3000 mm
Kg 5,500



Art. 23-1-01
□ 40 x 8 mm
H 3000 mm
Kg 7,500



Art. 23-1-02
△ 50 x 15 mm
H 3000 mm
Kg 12,767



Art. 23-2-05
△ 30 x 8 mm H 3000 mm Kg 4,000
Art. 23-2-09
△ 40 x 8 mm H 3000 mm Kg 6,000
Art. 23-2-13
△ 50 x 10 mm H 3000 mm Kg 9,500



Art. 23-0-04
□ 40 x 8 mm
Kg 1,500



Art. 23-0-08
□ 40 x 8 mm
Kg 1,500



Art. 23-1-04
□ 40 x 8 mm
Kg 1,500



Art. 23-1-05
△ 50 x 15 mm
Kg 2,800




Art. 23-2-22
△ 30 x 8 mm
Kg 0,800




Art. 23-2-26
△ 40 x 8 mm
Kg 1,200



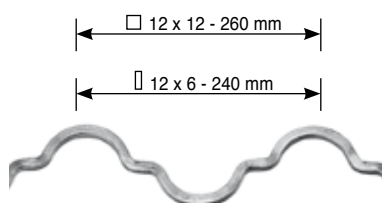
Art. 23-2-47
△ 50 x 10 mm
Kg 1,900



Art. 20-6-07
□ 14 x 14 mm
Interasse 125 mm
15 bugne per barra
Kg 3,100



Art. 21-0-02
Ø 16 mm
Luce 110 mm
Interasse 126 mm
14 fori per barra
Kg 3,100



Art. 21-1-04
□ 12 x 12 mm
H 1600 mm
L 100 mm
Passo 260 mm
Kg 2,250

Art. 21-1-09
□ 12 x 6 mm
H 2000 mm
L 80 mm
Passo 240 mm
Kg 1,400




Tubi quadri


Art. 21-2-06 □ 30x 30x2,5 mm Kg 6,500
Art. 21-2-07 □ 40x 40x2,5 mm Kg 9,080

Tubi rettangolari


Art. 21-2-09 □ 30x 20x2,5 mm Kg 5,360
Art. 21-2-10 □ 40x 20x2,5 mm Kg 6,500



Art.21-4-01
□ 30x 8 mm
Foro Ø 14,5 mm
L 2000 ca.
Kg 3,500




Art.21-4-23
□ 40x 8 mm
Foro □ 14,5 mm
L 2000 ca.
Kg 4,880



Art.21-4-31
□ 30x 8 mm
Foro ◇ 14,5 mm
L 2000 ca.
Kg 3,500

Interasse 125 mm - 15 fori per barra



Art. 23-4-01
□ 43 x 11 mm
H 3300 mm
Kg 11,230

Art. 23-4-03
□ 40 x 8 mm
H 3000 mm
Kg 7,500

Art. 23-5-02
△ 50 x 15 mm
H 3000 mm
Kg 12,767

Art. 23-5-03
△ 30 x 8 mm
H 3000 mm
Kg 4,000

Art. 23-6-01
△ 50 x 8 mm
H 3000 mm
Kg 9,060



Art. 23-4-07
□ 43 x 11 mm
Kg 2,050



Art. 23-4-13
□ 40 x 8 mm
Kg 1,500



Art. 23-5-06
△ 50 x 15 mm
Kg 2,800



Art. 23-5-11
△ 30 x 8 mm
Kg 0,800




Art. 23-6-05
△ 50 x 8 mm
Kg 1,800





CAPOSALDI E POMOLI FORGIATI



Art. 24-0-03
□ 30 x 30 mm
H 1200 mm
Ø 60 mm
Kg 8,360

Art. 24-0-04
□ 25 x 25 mm
H 1200 mm
□ 50 x 50 mm
Kg 6,400

Art. 24-0-06
□ 30 x 30 mm
H 1200 mm
Ø 55 mm
Kg 8,100

Art. 24-1-12
H 110 mm
Ø 55 mm
Kg 0,750

Art. 24-1-13
H 130 mm
Ø 60 mm
Kg 1,200

Art. 24-1-14
H 125 mm
Ø 55 mm
Kg 1,150

Art. 24-2-14
H 85 mm
Ø 55 mm
Base Ø 45 mm
Kg 1,020

Art. 24-2-02
□ 30 x 30 mm
H 1200 mm
L 120 mm
Kg 8,600

Art. 24-2-06
□ 30 x 30 mm
H 1200 mm
L 120 mm
Kg 8,600

Art. 24-3-03
□ 35 x 35 mm
H 1500 mm
L 125 mm
Kg 14,500



PALETTI FORGIATI



Art. 26-0-02
Ø 14 mm
H 1000 mm
Ø 35 mm
Kg 1,600

Art. 26-0-05
□ 12 x 12 mm
H 1000 mm
Ø 30 mm
Kg 1,690

Art. 26-1-02
Ø 12 mm
H 1000 mm
Ø 26 mm
Kg 1,050

Art. 26-1-04
Ø 10 mm
H 1000 mm
Ø 35 mm
Kg 0,900

Art. 26-2-03
□ 14 x 14 mm
H 1000 mm
Ø 35 mm
Kg 1,510
Liscio

Art. 26-2-05
Ø 14 mm
H 1000 mm
Ø 35 mm
Kg 1,315
Liscio











Art. 26-3-01
Ø 10 mm
H 1000 mm
Ø 28 mm
Kg 0,895

Art. 26-3-02
Ø 12 mm
H 1000 mm
Ø 36 mm
Kg 1,050












Art. 26-3-03
□ 14 x 14 mm
H 1000 mm
Ø 36 mm
Kg 1,310

Art. 26-3-04
□ 14 x 14 mm
H 1000 mm
Ø 36 mm
Kg 1,365

Art. 26-3-05
□ 10 x 10 mm
H 1000 mm
□ 28 x 28 mm
Kg 1,160
Liscio


			 Art. 24-3-12 □ 90 x 90 mm Spessore 8 mm Kg 0,450		 Art. 25-0-10 □ 100 x 100 mm Spessore 10 mm Kg 0,480
			 Art. 24-4-13 □ 75 x 75 mm Spessore 5 mm Foro □ 12,5 mm Kg 0,185	 Art. 25-0-12 □ 110 x 110 mm Spessore 10 mm Foro □ 31 mm Kg 0,830	
			 Art. 24-4-14 □ 75 x 75 mm Spessore 5 mm Kg 0,190	 Art. 25-0-13 □ 90 x 90 mm Spessore 8 mm Foro □ 26 mm Kg 0,430	
Art. 24-3-11 □ 25 x 25 mm H 1200 mm Kg 6,000	Art. 24-4-09 □ 35 x 35 mm H 1500 mm L 115 mm Kg 17,000	Art. 24-4-11 □ 35 x 35 mm H 1500 mm L 115 mm Kg 17,000	Art. 24-4-15 □ 90 x 90 mm Spessore 8 mm Foro □ 21 mm Kg 0,400	Art. 25-0-02 □ 30 x 30 mm H 1200 mm L 110 mm Kg 8,600	Art. 25-0-14 □ 70 x 70 mm Spessore 8 mm Foro □ 21 mm Kg 0,266



										
Art. 26-3-06 □ 12 x 12 mm H 1000 mm □ 36 x 36 mm Kg 1,315 Liscio	Art. 26-3-07 □ 12 x 12 mm H 1000 mm □ 36 x 36 mm Kg 1,345 Liscio	Art. 26-3-08 □ 12 x 12 mm H 1000 mm □ 33 x 33 mm Kg 1,365 Liscio	Art. 27-0-04 □ 14 x 14 mm H 1000 mm Ø 30 mm Kg 1,230	Art. 27-0-06 □ 12 x 12 mm H 1000 mm □ 20 x 20 mm Kg 1,120	Art. 27-1-01 Ø 10 mm H 950 mm L 100 mm Kg 0,900	Art. 27-1-04 □ 14 x 14 mm H 950 mm L 100 mm Kg 1,640	Art. 27-2-03 □ 10 x 10 mm H 950 mm L 100 mm Kg 1,200	Art. 28-0-02 □ 14 x 14 mm H 1000 mm Ø 30 mm Kg 1,505	Art. 29-0-02 □ 14 x 14 mm H 1000 mm □ 35 x 35 mm Kg 1,725	Art. 29-1-01 Ø 12 mm H 1000 mm Ø 25 mm Kg 1,070



PALETTI E CAPOSALDI FORGIATI



- | | | | | | | | | | |
|---|---|---|--|--|---|--|---|--|--|
| Art. 29-1-02
□ 12 x 12 mm
H 1000 mm
□ 25 x 25 mm
Kg 1,280 | Art. 29-1-03
□ 14 x 14 mm
H 1000 mm
□ 30 x 30 mm
Kg 1,590 | Art. 29-1-05
□ 14 x 14 mm
H 1000 mm
□ 30 x 30 mm
Kg 1,600 | Art. 29-2-01
□ 14 x 14 mm
H 1000 mm
L 60 mm
Kg 1,400 | Art. 29-2-03
□ 14 x 14 mm
H 1000 mm
L 55 mm
Kg 1,500 | Art. 29-2-06
□ 12 x 12 mm
H 1000 mm
Foro ◇ 20 mm
Kg 1,660 | Art. 29-5-01
□ 14 x 14 mm
H 1000 mm
Ø 32 mm
Kg 1,350 | Art. 29-5-03
□ 14 x 14 mm
H 1000 mm
□ 34 x 34 mm
Kg 1,685 | Art. 29-6-03
□ 14 x 14 mm
H 1000 mm
Ø 28 mm
Kg 1,620 | Art. 29-6-06
□ 14 x 14 mm
H 1000 mm
Ø 38 mm
Kg 1,520 |
|---|---|---|--|--|---|--|---|--|--|



LANCE FORGIATE - FINALI COPRITUBO FORGIATI - PARTI




- | | | | | |
|---|---|---|---|---|
| Art. 30-0-02
H 200 mm
L 60 mm
Base Ø 35 mm
Kg 0,560 | Art. 30-0-03
H 160 mm
L 50 mm
Base Ø 30 mm
Kg 0,285 | Art. 30-0-05
H 130 mm
L 30 mm
Base Ø 30 mm
Kg 0,310 | Art. 30-0-06
H 200 mm
L 68 mm
Base Ø 35 mm
Kg 0,600 | Art. 30-0-07
H 175 mm
L 60 mm
Base Ø 30 mm
Kg 0,390 |
|---|---|---|---|---|



Art. 29-7-02 □ 14 x 14 mm H 1000 mm Kg 1,525	Art. 29-7-05 □ 14 x 14 mm H 1000 mm L 70 mm Kg 1,830	Art. 29-8-01 Ø 14 mm H 1000 mm Kg 1,290	Art. 29-13-01 □ 14 x 14 mm H 1000 mm Ø 40 mm Kg 1,580	Art. 29-13-07 □ 10 x 10 mm H 1000 mm □ 25 x 25 mm Kg 1,100	Art. 29-14-02 Ø 28 mm H 1200 mm Ø 60 mm Kg 5,920	Art. 29-14-04 Ø 30 mm H 1200 mm Ø 60 mm Kg 7,460	Art. 29-14-06 Ø 25 mm H 1200 mm Ø 45 mm Kg 5,250	Art. 29-15-02 Ø 28 mm H 1150 mm L 145 mm Kg 5,660	Art. 29-15-03 □ 25 x 25 mm H 1150 mm L 145 mm Kg 5,560
---	--	--	---	--	--	--	--	---	--

COLARI A DOPPIA PIRAMIDE FORGIATI - SFERE



Art. 30-1-04 H 85 mm □ 62 mm Base □ 32 mm per tubo □ 40 mm Kg 0,825	Art. 30-1-09 H 80 mm Ø 60 mm Base Ø 32 mm per tubo Ø 40 mm Kg 0,610	Art. 30-2-02 H 40 mm Ø 40 mm Kg 0,180	Art. 30-2-06 H 40 mm Ø 32 mm Kg 0,160	Art. 31-0-06 Ø 50 mm Kg 0,560	Art. 31-0-17 Ø 50 mm Kg 0,600
--	--	--	--	-------------------------------------	-------------------------------------



LANCE STAMPATE A CALDO - BASI



Art. 32-0-01
H 250 mm
L 80 mm
Base □ 18 x 18 mm
Kg 0,850



Art. 32-0-02
H 140 mm
L 63 mm
Base □ 14 x 14 mm
Kg 0,340



Art. 32-0-03
H 125 mm
L 63 mm
Base Ø 35 mm
Kg 0,280



Art. 32-0-07
H 160 mm
L 70 mm
Base Ø 16 mm
Kg 0,300



Art. 35-0-01
H 160 mm
L 66 mm
Base Ø 22 mm
Kg 0,480



Art. 35-0-03
H 160 mm
L 40 mm
Base □ 30 x 30 mm
Kg 0,620



Art. 35-0-04
H 125 mm
L 30 mm
Base □ 20 x 20 mm
Kg 0,230



Art. 35-0-06
H 160 mm
L 70 mm
Base Ø 16 mm
Kg 0,285



Art. 35-1-08
H 120 mm
L 55 mm
Base Ø 22 mm
Kg 0,170



Art. 35-2-01
H 140 mm
L 48 mm
Base Ø 12 mm
Kg 0,170



Art. 35-2-02
H 290 mm
L 75 mm
Base □ 25 x 25 mm
Kg 1,510



Art. 35-2-03
H 120 mm
L 35 mm
Base Ø 30 mm
Kg 0,250



Art. 32-0-11
H 125 mm
L 45 mm
Base Ø 25 mm
Kg 0,310



Art. 33-0-01
H 155 mm
L 68 mm
Base Ø 16 mm
Kg 0,300



Art. 33-0-08
H 135 mm
L 41 mm
Base Ø 25 mm
Kg 0,195



Art. 33-0-09
H 125 mm
L 40 mm
Base Ø 25 mm
Kg 0,130



Art. 33-0-11
H 160 mm
L 50 mm
Base Ø 30 mm
Kg 0,340



Art. 34-0-04
H 80 mm
L 45 mm
Base Ø 20 mm
Kg 0,115




Art. 34-0-05
H 140 mm
L 70 mm
Base Ø 25 mm
Kg 0,310



Art. 34-0-10
H 160 mm
Base □ 25 x 25 mm
Kg 0,330



Art. 35-2-17
Base 50 x 50 mm
Senza Foro
H 18 mm
Kg 0,125



Art. 35-2-21
Base 40 x 40 mm
Foro □ 14,5 mm
H 18 mm
Kg 0,068



Art. 35-3-03
H 120 mm
L 65 mm
Base □ 25 x 25 mm
Kg 0,260



Art. 35-5-02
Base Ø 40 mm
H 16 mm
Senza Foro
Kg 0,050



Art. 35-5-07
Base Ø 40 mm
H 16 mm
Foro Ø 14,5 mm
Kg 0,045





POMOLI STAMPATI - BORCHIE



Art. 38-0-02
H 90 mm
Ø 50 mm
Base Ø 50 mm
Kg 0,800



Art. 38-0-03
H 90 mm
Ø 40 mm
Base Ø 40 mm
Kg 0,600



Art. 38-0-05
H 80 mm
Ø 40 mm
Base Ø 28 mm
Kg 0,400



Art. 38-1-02
H 57 mm
□ 38 x 38 mm
Base □ 16 x 16 mm
Kg 0,195



Art. 38-1-06
H 150 mm
H 80 mm
Ø 80 mm
Base Ø 60 mm
Kg 2,305



Art. 38-2-02
H 75 mm
Ø 50 mm
Base □ 40 x 40 mm
Kg 0,635



Art. 38-2-08
H 80 mm
Ø 70 mm
Base □ 60 x 60 mm
Kg 1,550



Art. 39-0-02
H 25 mm
Ø 35 mm
Foro Ø 14,5 mm
Kg 0,100



Art. 39-0-05
H 21 mm
Ø 40 mm
Foro □ 14,5 mm
Kg 0,150



Art. 39-0-06
H 23 mm
Ø 40 mm
Foro Ø 14,5 mm
Kg 0,150



Art. 39-0-26
H 54 mm
Ø 47 mm
Foro Ø 14,5 mm
Kg 0,380



Art. 39-0-28
H 54 mm
Ø 47 mm
Foro □ 12,5 mm
Kg 0,380



Art. 39-1-01
H 22 mm
□ 33 x 33 mm
Foro □ 12,5 mm
Kg 0,100



Art. 39-1-02
H 22 mm
□ 38 x 38 mm
Foro □ 14,5 mm
Kg 0,160



ROSONI



Art. 44-0-01
□ 10 x 5 mm
Ø 380 mm
Kg 1,420



Art. 44-0-03
□ 8 x 8 mm
Ø 250 mm
Kg 0,800



Art. 45-0-03
□ 8 x 8 mm
Ø 250 mm
Kg 0,650



Art. 45-2-01
□ 12 x 6 mm
Ø 510 mm
Kg 2,530



Art. 45-3-03
□ 8 x 8 mm
Ø 250 mm
Kg 0,790



Art. 44-0-02
□ 20 x 4 mm
Ø 250 mm
Kg 0,920



Art. 45-0-01
□ 10 x 5 mm
Ø 250 mm
Kg 0,720



Art. 45-1-01
□ 12 x 12 mm
Ø 600 mm
Kg 5,500



Art. 45-3-01
□ 8 x 8 mm
Ø 250 mm
Kg 0,895



Art. 45-5-01 (Rosetta ferro)
□ 12 x 12 mm spigolato
H 530 mm
L 420 mm
Kg 4,500



Art. 40-0-02
H 39 mm
Foro Ø 14,5 mm
Base Ø 40 mm
Kg 0,180



Art. 40-0-27
H 45 mm
Foro Ø 14,5 mm
Base Ø 45 mm
Kg 0,255



Art. 41-0-03
H 45 mm
Foro □ 12,5 mm
Base Ø 45 mm
Kg 0,265



Art. 43-0-06
H 63 mm
Foro Ø 14,5 mm
Ø 32 mm
Kg 0,230



Art. 40-0-05
H 68 mm
Foro Ø 14,5 mm
Ø 40 mm
Kg 0,250



Art. 40-0-28
H 68 mm
Foro Ø 14,5 mm
Ø 45 mm
Kg 0,355



Art. 41-0-05
H 68 mm
Foro □ 12,5 mm
Ø 45 mm
Kg 0,355



Art. 40-0-17
H 50 mm
Foro Ø 20,5 mm
Base Ø 50 mm
Kg 0,360



Art. 41-0-01
H 39 mm
Base Ø 40 mm
Foro □ 12,5 mm
Kg 0,180



Art. 42-0-17
H 67 mm
Foro □ 12,5 mm
□ 40 mm
Kg 0,350



Art. 43-0-11
H 120 mm
Foro Ø 14,5 mm
Ø 32 mm
Kg 0,410



Art. 40-0-22
H 80 mm
Foro Ø 20,5 mm
Ø 50 mm
Kg 0,480



Art. 41-0-02
H 68 mm
Ø 40 mm
Foro □ 12,5 mm
Kg 0,250



Art. 42-0-20
H 38 mm
Foro □ 12,5 mm
Base □ 40 mm
Kg 0,300



Art. 45-5-04 (Rosetta ottone)
□ 12 x 12 mm spigolato
H 530 mm
L 420 mm
Kg 4,500



Art. 45-7-02
□ 8 x 8 mm
Ø 250 mm
Kg 1,020



Art. 45-8-04
□ 8 x 8 mm
Ø 250 mm
Kg 0,960




Art. 45-6-01 (Rosetta ferro)
Ø 14 mm
H 530 mm
L 410 mm
Kg 4,500



Art. 45-7-04
□ 8 x 8 mm
Ø 250 mm
Kg 1,000



Art. 45-9-02
□ 20 x 6 mm
□ 12 x 6 mm
Ø 500 mm
Kg 3,800





ROSONI



Art. 45-9-03
□ 14 x 14 mm
H 170 mm
L 740 mm
Kg 3,600



Art. 45-12-03
□ 14 x 8 mm
Ø 330 mm
Kg 1,800



Art. 45-11-01
Ø 14 mm
Ø 600 mm
Kg 7,500



Art. 45-12-01
□ 16 x 8 mm
Ø 600 mm
Kg 8,470



Art. 45-14-03
□ 12 x 6 mm
Ø 335 mm
Kg 2,820



FOGLIE - PIGNE - ROSETTE



Art. 46-0-01
H 160 mm
L 70 mm
Spessore 3 mm
Kg 0,120



Art. 46-0-11
H 75 mm
L 60 mm
Spessore 3 mm
Kg 0,050



Art. 46-1-10
H 120 mm
L 110 mm
Spessore 3 mm
Kg 0,100



Art. 46-2-07
Base □ 10 x 10 mm
H 115 mm
L 55 mm
Kg 0,125



Art. 46-3-07
□ 6 x 6 mm
Ø 70 mm
6 spirali
Kg 0,220



Art. 46-3-11
Ø 140 mm
H 30 mm
Spessore 2 mm
Kg 0,360



Art. 46-0-03
H 110 mm
L 40 mm
Spessore 3 mm
Kg 0,050



Art. 46-1-03
H 140 mm
L 85 mm
Spessore 3 mm
Gambo Ø 14 mm
Kg 0,130



Art. 46-2-01
Base □ 12 x 12 mm
H 124 mm
L 60 mm
Kg 0,180




Art. 46-3-01
Tondino Ø 4 mm
Base Ø 12 mm
H 124 mm
L 65 mm
Kg 0,150



Art. 46-3-08
Ø 62 mm
H 6 mm
Spessore 2 mm
Kg 0,050



Art. 46-3-15
Ø 4 mm
Ø 50 mm
6 spirali
Kg 0,065



Art. 45-18-01
 Ø 14 mm
 Ø 430 mm
 Kg 3,350



Art. 45-18-03
 Ø 14 mm
 Ø 500 mm
 Kg 5,990



Art. 46-4-03
 Base Ø 12 mm
 H 124 mm
 L 70 mm
 Kg 0,165



Art. 46-4-10
 Ø 60 mm
 H 8 mm
 Spessore 3 mm
 Kg 0,050



Art. 46-4-12
 Ø 90 mm
 H 10 mm
 Spessore 3 mm
 Foro Ø 12,5 mm
 Kg 0,125



Art. 47-0-01
 Base □ 12 x 12 mm
 H 124 mm
 L 64 mm
 Kg 0,200



Art. 47-0-09
 Ø 60 mm
 H 10 mm
 Spessore 2 mm
 Kg 0,050



Art. 47-1-02
 Ø 95 mm
 H 10 mm
 Spessore 4 mm
 Kg 0,215
 forgiata



Art. 47-3-01
 Ø 90 mm
 H 10 mm
 Spessore 2 mm
 Foro Ø 10,5 mm
 Kg 0,055



Art. 46-4-09
 Ø 60 mm
 H 10 mm
 Spessore 3 mm
 Foro Ø 10,5 mm
 Kg 0,055



Art. 46-4-11
 Ø 60 mm
 H 17 mm
 Spessore 3 mm
 Sfera Ø 16 mm
 Kg 0,070



Art. 46-4-13
 Ø 90 mm
 H 22 mm
 Spessore 3 mm
 Kg 0,200



Art. 47-0-07
 Ø 90 mm
 H 16 mm
 Spessore 3 mm
 Kg 0,150



Art. 47-1-01
 Ø 60 mm
 H 10 mm
 Spessore 4 mm
 Kg 0,105
 forgiata



Art. 47-1-03
 Ø 95 mm
 H 14 mm
 Spessore 4 mm
 Kg 0,300
 forgiata



Art. 47-3-02
 Ø 85 mm
 H 15 mm
 Spessore 2 mm
 Foro Ø 10,5 mm
 Kg 0,060



FOGLIE - ROSETTE - SFERE VUOTE



Art. 47-3-03
Ø 38 mm
H 40 mm
Spessore 0,3 mm
Foro Ø 5,5 mm
Kg 0,018



Art. 47-4-08
H 105 mm
L 95 mm
Spessore 0,5 mm
Kg 0,040



Art. 47-6-02
H 90 mm
L 41 mm
Spessore 0,4 mm
Kg 0,009



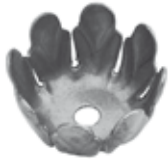
Art. 47-10-04
H 45 mm
Ø 32 mm
Spessore 1,5 mm
Kg 0,065



Art. 47-12-05
Ø 87 mm
H 15 mm
Spessore 2 mm
Foro Ø 10 mm
Kg 0,105



Art. 47-16-05
Ø 80 mm
Spessore 2 mm
senza foro
Kg 0,230



Art. 47-4-02
Ø 24 mm
H 13 mm
Spessore 0,4 mm
Foro Ø 5,5 mm
Kg 0,004



Art. 47-5-05
H 70 mm
L 35 mm
Spessore 0,3 mm
Kg 0,005



Art. 47-9-06
H 47 mm
Ø 55 mm
Spessore 1,5 mm
Kg 0,150



Art. 47-10-05
H 45 mm
L 30 mm
Spessore 1,5 mm
Kg 0,010



Art. 47-15-20
Ø interno 60 mm
Spessore 1,5 mm
Kg 0,060



Art. 47-16-11
Ø 50 mm
Spessore 0,3 mm
Foro Ø 10,5 mm
Kg 0,030



BORCHIE E COLONNINE IN TUBO



Art. 49-1-01
Tubo Ø 30x1,5 mm
H 1000 mm
Kg 1,100



Art. 49-1-02
Tubo Ø 30x1,5 mm
H 1000 mm
Kg 1,100



Art. 49-2-01
Tubo Ø 40x2 mm
H 1000 mm
Kg 1,710



Art. 49-4-03
Tubo Ø 30x1,5 mm
H 65 mm
Ø 30 mm
Foro Ø 12,5 mm
Kg 0,071



Art. 49-4-12
Tubo Ø 40x2 mm
H 100 mm
Ø 40 mm
Foro Ø 12,5 mm
Kg 0,170



Art. 49-4-14
Tubo Ø 40x2 mm
H 75 mm
Ø 40 mm
Foro Ø 12,5 mm
Kg 0,125



Art. 49-6-03
Tubo Ø 40x2 mm
H 78 mm
Ø 40 mm
Foro Ø 14,5 mm
Kg 0,130



Art. 49-6-04
Tubo Ø 30x1,5 mm
H 94 mm
Ø 30 mm
Foro Ø 10,5 mm
Kg 0,100



Art. 49-8-03
Tubo Ø 30x1,5 mm
H 65 mm
Ø 30 mm
Foro Ø 12,5 mm
Kg 0,071



Art. 49-6-11
Tubo Ø 30x1,5 mm
H 1000 mm
Kg 1,100



Art. 48-0-01
□ 12 x 6 mm
Ø 100 mm
Kg 0,180



Art. 48-2-02
Ø 14 mm
H 180 mm
L 80 mm
Kg 0,490



Art. 48-4-01
□ 12 x 6 mm
Base 100 mm
H 90 mm
Kg 0,155

Art. 48-0-54
□ 12 x 12 mm
Ø 100 mm
Kg 0,300



Art. 48-0-22
□ 12 x 6 mm
Ø 100 mm
Kg 0,100



Art. 48-2-05
□ 12 x 6 mm
H 190 mm
L 100 mm
Kg 0,250
Spigolato



Art. 48-4-21
□ 12 x 6 mm
H 100 mm
L 110 mm
Kg 0,180



Art. 49-0-10
□ 12 x 6 mm
H 190 mm
L 100 mm
Kg 0,290

Art. 49-0-14
□ 14 x 8 mm
H 190 mm
L 115 mm
Kg 0,410



Art. 48-0-31
□ 12 x 6 mm
Ø 100 mm
Kg 0,180
Rigato



Art. 48-3-15
□ 12 x 12 mm
□ 100 x 100 mm
Kg 0,360



Art. 48-5-07
□ 12 x 6 mm
Ø 100 mm
Kg 0,160
Tacchettato



Art. 49-7-01
Tubo Ø 30x1,5 mm
H 1000 mm
Kg 1,100



Art. 49-7-02
Tubo Ø 30x1,5 mm
H 1000 mm
Kg 1,100



Art. 49-7-05
Tubo Ø 30x1,5 mm
H 1000 mm
Kg 1,100



Art. 49-9-03
Tubo Ø 30x1,5 mm
H 1000 mm
Kg 1,030



Art. 49-9-05
Tubo Ø 30x1,5 mm
H 1000 mm
Kg 1,030





ELEMENTI IN OTTONE



Art. 51-0-01
□ 30 x 30 mm
H 1200 mm
Ø 80 mm
Kg 7,500



Art. 51-0-02
□ 12 x 12 mm
H 1000 mm
Ø 45 mm
Kg 2,500



Art. 51-0-04
H 71 mm
Ø 80 mm
Base Ø 40 mm
Filetto 10 MA
Kg 0,340



Art. 51-4-03
H 70 mm
Ø 50 mm
Base Ø 40 mm
Filetto 10 MA
Kg 0,190



Art. 51-4-06
Ø 65 mm
Filetto 10 MA
Kg 0,240



Art. 51-1-01
Tubo Ø 40x2 mm
H 1200 mm
Ø 90 mm
Kg 2,800



Art. 51-1-03
Tubo Ø 30x1,5 mm
Base Ø 15 mm
H 1000 mm
Kg 1,100



Art. 51-4-02
Tubo Ø 30x1,5 mm
Base Ø 15 mm
H 1000 mm
Ø 45 mm
Kg 1,565



LINEA BAROCCO



Art. 52-0-02
□ 16 x 8 mm
H 380 mm
L 120 mm
Kg 0,850



Art. 52-0-06
□ 16 x 8 mm
H 110 mm
L 690 mm
Kg 1,550



Art. 52-0-03
□ 16 x 8 mm
H 130 mm
L 70 mm
Kg 0,350



Art. 52-1-02
Ø 12 mm
H 130 mm
L 80 mm
Kg 0,315



Art. 52-2-02
□ 16 x 8 mm
H 120 mm
L 80 mm
Kg 0,360



Art. 52-3-01
□ 12 x 12 mm
H 270 mm
L 110 mm
Kg 0,700



Art. 52-6-01
□ 16 x 16 mm
□ 16 x 8 mm
H 1000 mm
L 215 mm
Kg 4,905



Art. 52-7-01
□ 16 x 16 mm
□ 16 x 8 mm
H 900 mm
L 760 mm
Kg 16,080



Art. 51-7-02
H 140 mm
L 47 mm
Base Ø 30 mm
Filetto 12 MA
Kg 0,210



Art. 51-10-04
42 x 12 mm
H 3000 mm
Kg 9,300



Art. 51-8-04
Ø 90 mm
H 18 mm
Kg 0,180



Art. 51-11-06
H 165 mm
Ø 45 mm
Foro Ø 12,5 mm
Kg 0,290



Art. 52-8-07
16 x 8 mm
H 280 mm
L 115 mm
Kg 0,490
Componente
Art. 52-7-01



Art. 52-10-07
16 x 8 mm
H 570 mm
L 325 mm
Kg 2,570
Componente
Art. 52-7-01



Art. 53-0-01
16 x 8 mm
H 900 mm
L 130 mm
Kg 1,600



Art. 53-0-04
16 x 8 mm
H 900 mm
L 140 mm
Kg 1,900



Art. 54-1-01
Ø 12 mm
H 1000 mm
L 160 mm
Kg 2,200



Art. 54-1-03
16 x 8 mm
H 800 mm
L 250 mm
Kg 3,385



Art. 54-2-03
Ø 14 mm
H 900 mm
L 320 mm
Kg 3,960
Battuto
meccanicamente

Art. 52-8-03
16 x 8 mm
H 210 mm
L 165 mm
Kg 0,840
Componente
Art. 52-6-01



Art. 56-0-01
□ 16 x 8 mm
H 800 mm
L 300 mm
Kg 3,000



Art. 56-0-03
□ 16 x 8 mm
H 400 mm
L 200 mm
Kg 1,000



Art. 57-0-01
□ 16 x 8 mm
H 450 mm
L 300 mm
Kg 2,000



Art. 57-0-05
□ 16 x 8 mm
H 300 mm
L 200 mm
Kg 0,900



Art. 58-0-01
□ 16 x 8 mm
H 500 mm
L 260 mm
Kg 1,600



Art. 59-3-01
Ø 12 mm
H 970 mm
L 420 mm
Kg 2,865



Art. 59-0-05
H 100 mm
L 110 mm
Spessore 4 mm
Kg 0,180



Art. 59-1-05
H 90 mm
L 55 mm
Spessore 4 mm
Gambo □ 14 x 4 mm
Kg 0,090



Art. 59-2-07
H 200 mm
L 95 mm
Spessore 4 mm
Gambo □ 38 x 4 mm
Kg 0,420



Art. 59-2-11
Ø 125 mm
H 25 mm
Spessore 4 mm
Kg 0,350



Art. 59-8-01
H 180 mm
L 140 mm
Spessore 4 mm
Gambo Ø 12 mm
Kg 0,425



Art. 59-0-07
H 130 mm
L 120 mm
Spessore 4 mm
Kg 0,220



Art. 59-1-07
Ø 90 mm
Spessore 4 mm
Kg 0,180



Art. 59-2-10
H 360 mm
L 110 mm
Spessore 4 mm
Gambo □ 37 x 4 mm
Kg 0,910



Art. 59-8-07
Ø 100 mm
H 20 mm
Spessore 4 mm
Kg 0,210



Art. 59-8-05
H 150 mm
L 140 mm
Spessore 4 mm
Gambo Ø 12 mm
Kg 0,260



Art. 59-4-01
 Ø 12 mm
 H 800 mm
 L 490 mm
 Kg 2,620

Art. 59-4-03
 Ø 12 mm
 H 670 mm
 L 300 mm
 Kg 1,720

Art. 59-5-01
 Ø 12 mm
 H 620 mm
 L 410 mm
 Kg 2,100

Art. 59-5-05
 Ø 12 mm
 H 370 mm
 L 330 mm
 Kg 1,540

Art. 59-6-03
 Ø 12 mm
 H 480 mm
 L 420 mm
 Kg 2,250

Art. 59-7-01
 Ø 10 mm
 H 280 mm
 L 210 mm
 Kg 0,590



Art. 59-8-08
 H 120 mm
 L 65 mm
 Spessore 4 mm
 Gambo Ø 10 mm
 Kg 0,130



Art. 59-8-13
 H 220 mm
 L 105 mm
 Spessore 4 mm
 Gambo Ø 12 mm
 Kg 0,250



Art. 59-9-03
 H 125 mm
 L 120 mm
 Spessore 3 mm
 Kg 0,220



Art. 59-8-10
 H 100 mm
 L 55 mm
 Spessore 4 mm
 Gambo Ø 10 mm
 Kg 0,110



Art. 59-9-01
 H 190 mm
 L 140 mm
 Ø 8 mm
 Kg 1,005



Art. 59-9-08
 H 70 mm
 L 75 mm
 Spessore 3 mm
 Kg 0,080





QUADRI PIATTI E TONDI - PROFILI PER FASCETTE - FASC

A richiesta 6000 mm



Art. 60-0-01
□ 12x12 mm
H 3000 mm
Kg 3,300



Art. 60-0-02
□ 14x14 mm
H 3000 mm
Kg 4,500



Art. 60-0-14
△ 14 x 4 mm
H 4000 mm
Kg 1,300

Art. 60-0-17
△ 14 x 4 mm
H 4000 mm
Kg 1,700



Art. 61-0-10
Art. 61-0-14

Ø 16 mm
Ø 25 mm

H 2000 mm
H 2000 mm

Kg 3,100
Kg 7,700



Art. 60-0-04
Ø 12 mm
H 2000 mm
Kg 1,770



Art. 60-0-05
Ø 14 mm
H 2000 mm
Kg 2,400

Art. 60-0-15
△ 14 x 4 mm
H 4000 mm
Kg 1,400



△ 14 x 4 mm


Art. 61-0-18
2 □ 8x8 mm




△ 18 x 5 mm

Art. 61-0-22
2 □ 12x12 mm


Art. 61-0-23
3 □ 12x12 mm




Art. 61-3-12
Ø 14 mm
H 3000 mm
Kg 3,600




Art. 61-4-03
□ 12x12 mm
H 3000 mm
Kg 3,450



Art. 61-4-24
□ 12x12 mm
H 3000 mm
Kg 3,450




Art. 61-5-02
Ø 14 mm
H 3000 mm
Kg 3,600



Art. 61-6-13
□ 30x 8 mm
H 3000 mm
Kg 5,640



A richiesta 6000 mm



Quadri battuti sui 4 lati e sui 4 angoli

Art. 61-1-01 □ 12x12 mm H 3000 mm Kg 3,300
 Art. 61-1-03 □ 16x16 mm H 3000 mm Kg 6,000




Quadri battuti sui 4 lati

Art. 61-2-01 □ 12x12 mm H 3000 mm Kg 3,300
 Art. 61-2-03 □ 16x16 mm H 3000 mm Kg 6,000



Art. 61-1-19
 25 x 8 mm
 H 3000 mm
 Kg 3,500



Art. 61-2-16
 Ø 14 mm
 H 2000 mm
 Kg 2,400

Art. 61-2-21
 Ø 25 mm
 H 2000 mm
 Kg 7,700



Art. 61-3-02
 Ø 14 mm
 H 3000 mm
 Kg 3,600



Art. 62-0-04
 □ 30 x 30 mm
 H 2500 mm
 L 65 mm
 Kg 21,000



Art. 62-0-05
 □ 30 x 30 mm
 H 2500 mm
 L 100 mm
 Kg 21,000



Art. 63-0-02
 □ 30 x 30 mm
 H 2500 mm
 L 125 mm
 Kg 21,000



Art. 63-0-05
 □ 50 x 6 mm
 H 2500 mm
 L 65 mm
 Kg 6,608





ELEMENTI FORGIATI PER CANCELLI



Art. 64-0-01
□ 30 x 30 mm
H 300 mm
L 45 mm
Kg 2,300



Art. 64-0-10
□ 30 x 30 mm
H 300 mm
L 125 mm
Kg 3,500



Art. 64-0-04
□ 30 x 30 mm
H 300 mm
L 60 mm
Kg 2,500



Art. 64-0-12
□ 40 x 40 mm
H 300 mm
L 110 mm
Kg 6,000

Art. 64-0-23
□ 25 x 25 mm
H 300 mm
L 100 mm
Kg 2,400
spigolato



CIMASE



Art. 65-1-02
□ 20 x 6 mm
H 400 mm
L 1500 mm
Kg 5,350



Art. 65-2-02
□ 12 x 12 mm
H 230 mm
L 1000 mm
Kg 2,250



Art. 65-3-02
Ø 14 mm
H 240 mm
L 920 mm
Kg 2,110



Art. 65-4-02
□ 25 x 8 mm
H 350 mm
L 2000 mm
Kg 7,100



Art. 65-4-03
□ 20 x 15 mm
□ 16 x 8 mm
H 560 mm
L 1800 mm
Kg 13,000



Art. 65-5-07
□ 30 x 8 mm liscio
H 400 mm
L 1200 mm
Kg 3,600



Art. 65-6-07
□ 30 x 8 mm liscio
H 600
L 2000
Kg 6,300



Art. 65-7-01
□ 30 x 8 mm liscio
H 500 mm
L 2000 mm
Kg 4,000



Art. 65-7-05
□ 30 x 8 mm liscio
H 500 mm
L 2000 mm
Kg 3,900



Art. 65-7-09
□ 30 x 8 mm liscio
H 300 mm
L 1200 mm
Kg 2,810



Art. 64-0-14
 □ 25 x 25 mm
 H 300 mm
 L 65 mm
 Kg 1,115



Art. 65-0-01
 □ 50 x 6 mm
 H 300 mm
 L 65 mm
 Kg 1,298



Art. 64-0-20
 □ 40 x 40 mm
 H 300 mm
 L 135 mm
 Kg 4,325



Art. 65-0-02
 □ 50 x 6 mm
 H 300 mm
 L 35 mm
 Kg 0,826



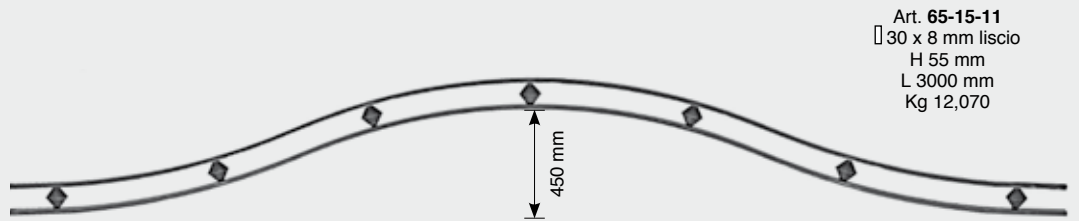
Art. 65-8-01
 □ 30 x 8 mm liscio
 H 480 mm
 L 2000 mm
 Kg 7,800



Art. 65-10-01
 □ 25 x 8 mm
 H 275 mm
 L 800 mm
 Kg 6,200



Art. 65-9-04
 □ 30 x 8 mm
 H 450 mm
 L 200 mm
 Kg 1,180
 spigolato



Art. 65-15-11
 □ 30 x 8 mm liscio
 H 55 mm
 L 3000 mm
 Kg 12,070



Art. 65-9-11
 □ 30 x 8 mm
 H 400 mm
 L 1600 mm
 Kg 4,940
 liscio



Art. 65-9-13
 □ 30 x 8 mm
 H 280 mm
 L 1200 mm
 Kg 4,050
 liscio




Art. 65-13-01
 Base □ 40 x 8 mm
 Volute □ 20 x 6 mm
 H 540 mm
 L 600 mm
 Kg 4,230



ELEMENTI PER CANCELLI - SUPPORTI - BASI - COPRICOL



Art. 66-0-03
□ 30 x 6 mm
H 3000 mm
Kg 4,300



Art. 66-0-19
□ 40 x 8 mm
H 3000 mm
Kg 7,500



Art. 66-1-02
Ø 25 mm
H 130 mm
Kg 0,380



Art. 67-0-01
Filetto 18 MA
Kg 0,310



Art. 68-1-01
H 260 mm
L 120 mm
Spessore 3 mm
Kg 0,560

Art. 68-1-02
H 260 mm
L 120 mm
Spessore 3 mm
Kg 0,540



Art. 66-0-08
Ø 38 mm
H 230 mm
Filetto 22 MA
Kg 2,400



Art. 66-0-22
Ø 20 mm
H 100 mm
Kg 0,220



Art. 66-1-05
H 65 mm
L 65 mm
Spessore 30 mm
Kg 0,575



Art. 68-0-01
H 270 mm
L 160 mm
Spessore 3 mm
Kg 0,800

Art. 68-0-02
H 270 mm
L 160 mm
Spessore 3 mm
Kg 0,800



Art. 68-2-01
Ø 16 mm
H 140 mm
Base Ø 85 mm
Kg 0,520



Art. 68-3-04
Ø 88 mm
Spessore 8 mm
Foro Ø 12,5 mm
Kg 0,300



Art. 69-0-05
□ 14 x 14 mm
H 180 mm
Base Ø 90 mm
Profondità 100 mm
Kg 0,800



Art. 69-0-08
Ø 14 mm
H 180 mm
Base Ø 90 mm
Profondità 100 mm
Kg 0,850



Art. 69-1-02
□ 50 x 6 mm
H 400 mm
L 100 mm
Kg 0,980



Art. 69-1-03
□ 50 x 6 mm
H 400 mm
L 100 mm
Kg 1,000



Art. 69-3-01
□ 30 x 30 mm
H 650 mm
L 300 mm
Foro Ø 35 mm
Kg 10,560



Art. 69-3-03
□ 30 x 30 mm
H 650 mm
L 210 mm
Foro Ø 35 mm
Kg 9,800




Art. 68-4-02
H 260 mm
L 120 mm
Spessore 3 mm
Profondità 31 mm
Kg 1,475



Art. 69-0-07
□ 14 x 14 mm
H 180 mm
Base Ø 90 mm
Profondità 100 mm
Kg 0,820



Art. 68-2-02
□ 14 x 14 mm
H 140 mm
Base Ø 85 mm
Kg 0,530



Art. 68-2-10
Ø 85 mm
Spessore 8 mm
Foro □ 14,5 mm
Kg 0,295




Art. 68-2-05
Ø 85 mm
Spessore 8 mm
Foro Ø 14,5 mm
Kg 0,295



Art. 68-2-15
H 145 mm
L 60 mm
Spessore 4 mm
Kg 0,160




Art. 70-0-02
□ 100 x 100 mm
H 140 mm
Spessore lamiera 2 mm
Kg 0,810



Art. 70-0-06
□ 100 x 100 mm
H 140 mm
Spessore lamiera 2 mm
Kg 0,820



Art. 69-4-03
□ 30 x 30 mm
H 600 mm
L 220 mm
Foro Ø 35 mm
Kg 7,990



Art. 71-0-02
□ 40 x 40 mm
Kg 0,045

Ø 12 mm



Art. 71-0-14
Ø 6 mm
H 40 mm
Kg 0,011

Ø 15 mm



Art. 71-0-21
Ø 8 mm
H 40 mm
Kg 0,020





MANIGLIE - GRECHE - ACCESSORI CAMINETTO - APPLIQU



Art. 51-14-05
H 405 mm
L 255 mm
Profondità 90 mm
Kg 2,600



Art. 74-0-01
L 140 mm
Kg 0,600



Art. 75-0-06
□ 12 x 12 mm
H 210 mm
L 50 mm
Kg 0,300



Art. 76-2-01
Base Ø 88 mm
□ 14 x 14 mm
H 330 mm
Profondità 85 mm
Kg 1,215



Art. 74-0-04
L 140 mm
Kg 0,560



Art. 76-1-01
Base Ø 120 mm
H 170 mm
L 130 mm
Profondità 55 mm
Kg 0,970



Art. 72-0-02
H 270 mm
L 140 mm
Kg 0,830



Art. 72-0-05
H 270 mm
L 130 mm
Kg 0,890




Art. 75-0-05
□ 25 x 8 mm
H 300 mm
L 60 mm
Kg 1,050



Art. 76-1-03
Base H 280 mm
L 115 mm
Profondità 100 mm
Kg 1,440



Art. 76-3-01
Base Ø 88 mm
Ø 20 mm
H 290 mm
Profondità 110 mm
Kg 1,650



Art. 78-2-02
□ 16 x 16 mm
H 450 mm
L 600 mm
Kg 15,340



Art. 79-0-06
H 360 mm
L 280 mm
Prof. 140 mm
Kg 1,900




Art. 82-1-02
Ø 80 mm
Spessore 10 mm
Filetto 6 M.A.
Kg 0,145



Art. 79-0-02
H 270 mm
L 140 mm
Kg 0,980



Art. 80-0-01
H 800 mm
L 650 mm
Kg 3,500



Art. 81-0-02
H 750 mm
L 550 mm
Kg 3,900

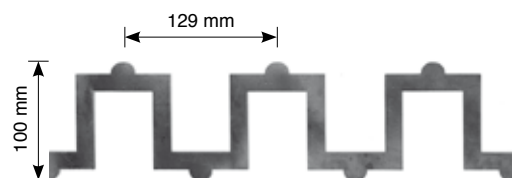
H 750 mm



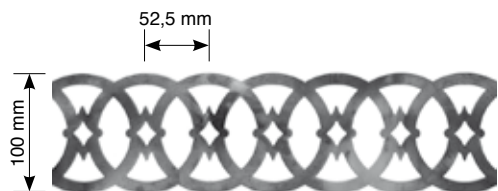
Art. 83-0-403
H 105 mm
L 155 mm
Spessore 4 mm
Kg 0,530



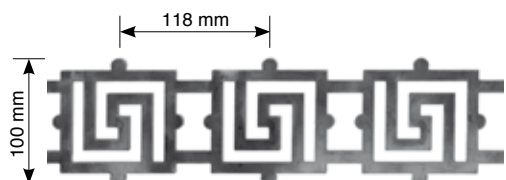
Art. 82-1-04
H 210 mm
L 390 mm
Spessore 30 mm
Filetto 6 M.A.
Kg 2,155



Art. 76-5-01
H 100 mm
L 2000 mm
Spessore 6 mm
Kg 3,030



Art. 76-6-04
H 100 mm
L 2000 mm
Spessore 6 mm
Kg 4,835



Art. 76-7-01
H 100 mm
L 2000 mm
Spessore 6 mm
Kg 4,170



Art. 78-0-02
H 350 mm
L 400 mm
Kg 4,800



Art. 78-0-03
H 700 mm
L 270 mm
Kg 4,000



Art. 78-1-01
Ø 8 mm
Ø 10 mm
Ø 16 mm
H 940 mm
Base Ø 360 mm
Kg 11,500



Art. 78-1-04
Ø 10 mm
Ø 27 mm
30 x 8 mm
H 900 mm
Base Ø 330 mm
Kg 9,300



ACCESSORI PER TENDE



Art. 84-0-05
Ø 14 mm
H 80 mm
L 150 mm
Kg 0,285



Art. 85-2-07
H 49 mm
L 80 mm
Foro Ø 31 mm
Kg 0,310



Art. 85-2-15
Ø 28 mm
L 25 mm
Foro 21 mm
Kg 0,040



Art. 85-3-04
H 110 mm
L 135 mm
Foro Ø 17 mm
Kg 0,145



Art. 85-6-05
Ø 6 mm
H 130 mm
L 180 mm
Foro Ø 21 mm
Kg 0,230



Art. 85-10-03
Ø 6 mm
Ø interno 28 mm
Kg 0,017



Art. 85-0-01
Ø 70 mm
L 90 mm
Foro Ø 14,5 mm
Kg 0,305



Art. 85-2-08
H 68 mm
L 140 mm
Foro Ø 21 mm
Kg 0,300



Art. 85-2-18
Ø 28 mm
L 55 mm
Foro 21 mm
Kg 0,080



Art. 85-4-04
H 115 mm
L 200 mm
Foro Ø 21 mm
Kg 0,320



Art. 85-8-03
Ø 14 mm
Base Ø 90 mm
Profondità 120 mm
Sede x Ø 20 mm
Kg 0,365



Art. 85-11-01
H 60 mm
Base Ø 50 mm
Kg 0,340



Art. 85-2-02
20x6 mm
Base Ø 120 mm
Profondità 190 mm
Sede x Ø 30 mm
Kg 0,550



Art. 85-2-12
Ø 28 mm
L 25 mm
Foro Ø 21 mm
Kg 0,040



Art. 85-3-01
Ø 8 mm
H 100 mm
L 200 mm
Foro Ø 17 mm
Kg 0,270



Art. 85-5-03
Ø 30 mm
L 130 mm
Foro Ø 21 mm
Kg 0,175



Art. 85-10-01
Ø 5 mm
Ø interno 30 mm
Kg 0,015



Art. 85-11-02
H 55 mm
Base Ø 50 mm
Kg 0,240



PORTACANDELE - ELEMENTI DECORATIVI



Art. 85-12-03
Ø 6 mm
H 250 mm
L 100 mm
Kg 0,275




Art. 86-0-01
Ø 6 mm
H 180 mm
L 90 mm
Kg 0,410



Art. 85-12-05
Ø 8 mm
H 500 mm
Base Ø 200 mm
Kg 0,415



Art. 87-0-02
Ø 14 mm
H 280 mm
L 360 mm
Kg 1,610



Art. 89-0-01
Telaio 30 x 8 mm
□ 12 x 12 mm
□ 12 x 6 mm
H 500 mm
L 1000 mm
Kg 9,500
liscio



Art. 89-0-04
Ø 14 mm
H 720 mm
L 540 mm
Kg 5,800



Art. 89-2-01
□ 20 x 15 mm
H 570 mm
L 1400 mm
Kg 16,230

570 mm



ARREDAMENTO



Art. 92-0-03
□ 30 x 8 mm
H 430 mm
L 440 mm
Profondità 340 mm
Kg 6,150



Art. 92-2-01
Base Ø 90 mm
H 120 mm
Profondità 75 mm
Ø 10 mm
Kg 0,345



Art. 92-2-02
Base Ø 120 mm
H 200 mm
Profondità 115 mm
Ø 14 mm
Kg 0,725



Art. 93-0-05
Porta catino completo di ceramiche e specchio
Ø 14 mm tondo
H 1400 mm
Ø 500 mm
Kg 10,000
Fornito verniciato nero




Art. 93-1-02
Ø 10 mm
Ø 12 mm
Ø 14 mm
H 1900 mm
Ø 500 mm
Kg 16,000



1500 mm

Art. 89-1-02
□ 14 x 14 mm
H 500 mm
L 1500 mm
Kg 18,750



Art. 89-3-02
□ 12 x 12 mm
H 900 mm
L 400 mm
Kg 6,690



Art. 93-3-01
Ø 14 mm
H 1400 mm
Ø 650 mm
Kg 8,500



Art. 93-5-02
Ø 8 mm
H 800 mm
L 610 mm
Kg 5,166
Fornitura senza specchio



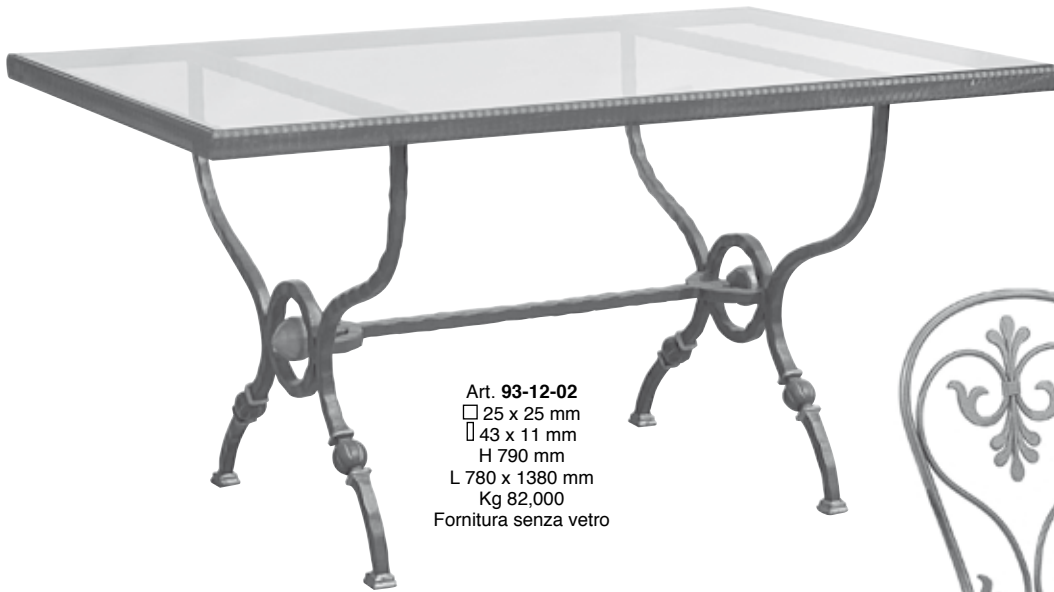
Art. 93-15-02
□ 14 x 14 mm
□ 10 x 5 mm
H 950 mm
L 400 mm
Kg 7,050




Art. 93-8-01
Ø 20 mm
Ø 10 mm
H 800 mm
Ø 800 mm
Kg 25,750



Art. 93-15-03
Ø 14 mm
Ø 12 mm
Ø 8 mm
H 920 mm
L 520 mm
Kg 8,680



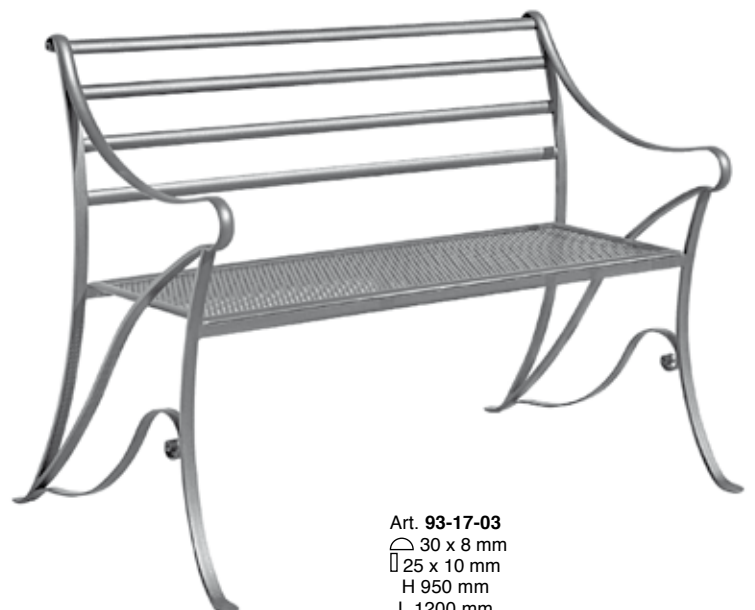
Art. 93-12-02
□ 25 x 25 mm
□ 43 x 11 mm
H 790 mm
L 780 x 1380 mm
Kg 82,000
Fornitura senza vetro



Art. 93-14-04
Tubo Ø 16 mm
Ø 12 mm
Ø 10 mm
H 970 mm
L 450 mm
Kg 8,350



Art. 93-17-02
□ 25 x 25 mm
□ 25 x 6 mm
H 1300 mm
L 980 mm
interasse base 800 mm
Kg 22,000
zincato



Art. 93-17-03
⌒ 30 x 8 mm
□ 25 x 10 mm
H 950 mm
L 1200 mm
profondità 760 mm
Kg 32,000



Fe.Ba. srl

Via Torricelli, 21

36034 Malo (VI)

Tel. 0445 580865

Fax 0445 580366

Fax Ufficio Estero +39 0445 581286

www.feba.it

info@feba.it

